3 - Industrial PCs

PC Panels Magelis™

Selection guide . . . . . *page 3/2*

■ **Maintenance-free PC Panels Magelis**

□ Presentation . . . . . *page 3/4*

□ Magelis Smart 12" . . . . . *page 3/8*

□ Separate components and equivalent product table . . . . . *page 3/8*

■ **PC Panels Magelis**

□ Presentation . . . . . *page 3/4*

□ Magelis Compact *i*PC 12" . . . . . *page 3/9*

□ Separate components and equivalent product table . . . . . *page 3/9*

Magelis™ Panel PC and Magelis™ BOX PC

General selection guide . . . . . *page 3/10*

■ **General presentation**. . . . . *page 3/12*

■ **Magelis Panel PC, Optimum range**

Selection guide . . . . . *page 3/14*

□ Presentation . . . . . *page 3/16*

□ 10.4" touch screens with aluminium front panel bezel . . . . . *page 3/17*

□ 15" touch screens with stainless steel front panel bezel. . . . . *page 3/17*

■ **Magelis Panel PC, Universal and Performance ranges**

Selection guide . . . . . *page 3/18*

□ Presentation . . . . . *page 3/22*

□ 15" touch screen, Universal range . . . . . *page 3/26*

□ 15" touch screen, Performance range . . . . . *page 3/27*

□ 19" touch screen, Universal range . . . . . *page 3/28*

□ 19" touch screen, Performance range . . . . . *page 3/29*

■ **Magelis Panel PC, Optimum / Universal / Performance ranges**

□ Separate components . . . . . *page 3/30*

□ Configured Magelis Panel PC industrial PC. . . . . *page 3/31*

□ Equivalent product table . . . . . *page 3/32*

■ **Industrial PCs Magelis BOX PC, Universal and Performance ranges**

Selection guide . . . . . *page 3/34*

□ Presentation . . . . . *page 3/36*

□ Magelis BOX PC . . . . . *page 3/40*

□ Separate components . . . . . *page 3/41*

□ Configured Magelis BOX PC . . . . . *page 3/42*

□ Equivalent product table . . . . . *page 3/43*

Magelis™ *i*Display flat screens

Selection guide . . . . . *page 3/44*

■ **Mangelis *i*Display flat screens**

□ Presentation . . . . . *page 3/46*

□ *i*Display flat screens: 15", 19" . . . . . *page 3/47*

□ Separate components . . . . . *page 3/47*

Industrial PCs

PC Panels

Magelis™ Smart and Magelis™ Compact *i*PC

3

Industrial PC			**Maintenance-free PC Panels**
Model			**12" Magelis Smart**

Screen	Type		12" colour TFT LCD
	Definition		SVGA 800 x 600
	Number of colours		262 144
	Brightness		≥ 250 cd/m² (adjustable)
Touch panel			Analog resistive, 1 million cycles
CPU	Processor		Intel Celeron M 1 GHz
	Storage	Storage disks	–
		Compact Flash card (SLC type)	2 GB minimum, expandable to 4 GB (with OS and installed software)
	RAM (1 memory slot)		512 MB SDRAM expandable to 1024 MB
	Expansion slots	PCI bus	–
		Memory cards	1 x free bus slot (taking 1 type II PCMCIA card)
	Ethernet TCP/IP ports		2 RJ45 ports: 1 x 10/100/1000BASE-T and 1 x 10/100BASE-T
	I/O ports	On the front panel	1 x USB 2.0 type A
		Other	4 x USB 2.0 type A 1 x COM1 (RS 232C, 9-way male SUB-D) 1 x audio (1 line out, mini-jack) 1 x RAS *(1)*
Standards and certifications			■ UL 508, CSA 142, IEC 61131-2, ■ ATEX II 3 dust (zone 22) *(2)*
Integrated software	Operating system		Windows XP Embedded Standard 2009
	Human Machine Interface		Vijeo Designer Run Time 21-day trial version *(3)*
	Supervision		Vijeo Citect Web Client
	Development environment		.NET Framework
	Other		Internet Explorer, Outlook Express Client, Microsoft Office Readers
Supply voltage			■ 24 V ⎓ (19.2...28.8 V) ■ 100…240 V ∼ (85...265 V)
Consumption (without peripherals)			■ 40 W max. (⎓) ■ 95 VA max. (∼)
Degree of protection (when mounted on enclosure door)			IP 65 for front panel when USB port not in use, IP 20 for rest of PC panel
Dimensions	Overall dimensions (W x H x D)		313 x 239 x 60 mm
	Cut-out (W x H)		301.5 x 227.5 (+1, -0) mm
Environment	Operating temperature		0...+ 50°C
	Vibration resistance during operation		0.075 mm amplitude from 10...57.6 Hz, 1 g from 57.6...150 Hz, conforming to EN 61131-2
References of Magelis Smart PC Panels	Vijeo Citect Web Client	100…240 V ∼	**MPC ST2 1NAJ 20T**
		24 V ⎓	**MPC ST2 1NDJ 20T**
References of PC Panels Magelis Compact *i*PC	With Hard Disk	100…240 V ∼	
	With Flash Disk SDD	100…240 V ∼	
Pages			3/8

(1) Reliability, Availability and Serviceability.
(2) ⎓ version only.

PC Panels

Magelis Compact *i*PC 12"

12" colour TFT LCD
XGA 1024 x 768
262 144
⩾ 250 cd/m² (adjustable)
Analog resistive, 1 million cycles
Intel Celeron M 1.5 GHz
■ For **MPC KT2 2NAX 20N**: IDE hard disk (HDD) (2.5") ⩾ 250 GB ■ For **MPC KT2 2MAX 20N**: Flash disk (SSD type SLC) ⩾ 15 GB
–
512 MB SDRAM expandable to 1024 MB (1 slot)
1 x free PCI bus slot
1 x free bus slot for Compact Flash card (SLC type) 1 x free bus slot for PCMCIA card (taking a maximum of 1 type II card)
2 RJ45 ports: 1 x 10/100/1000BASE-T and 1 x 10/100BASE-T
1 x USB 2.0 type A
4 x USB 2.0 type A 1 x COM1 (RS 232C, 9-way male SUB-D) 1 x RAS (9-way female SUB-D) 1 x audio (line out, mini jack)
UL 508, IEC 61131-2, cUL
Windows XP Pro SP2
Vijeo Designer Run Time 21-day trial version *(3)*
–
–
–
100…240 V ∼ (85...265 V), conforming to EN 61131-2
120 VA max.
IP 65 for front panel (when USB port on front panel not in use), IP 20 for rest of PC Panel
313 x 239 x 103 mm
301.5 x 227.5 (+1, -0) mm
0...+ 50°C
0.075 mm amplitude from 10...57.6 Hz, 1 g from 57.6...150 Hz, conforming to EN 61131-2

MPC KT2 2NAX 20N

MPC KT2 2MAX 20N

3/9

(3) Unlimited usage available by activation of licence **VJDSNRTMPC** *(sold separately, see page 3/9).*

Industrial PCs

PC Panels

Magelis™ Smart and Magelis™ Compact *i*PC

Presentation

UL 508 certified as automation products, Magelis Smart and Magelis Compact *i*PC PC Panels are the natural extension to operator terminals. They have the same cut-out dimensions for mounting, but offer an open operating system.

Magelis Smart and Magelis Compact *i*PC meet the needs of machine manufacturers, system integrators and users by integrating as closely as possible the features of industrial terminals:
- Extremely easy installation and setup
- Compact size
- Openness to Web technologies
- Maintenance-free operation of Magelis Smart due to no rotating parts (no fan or hard disk)

Magelis Smart and Magelis Compact *i*PC PC Panels offer the openness of the PCs to Windows XP:
- Windows XP Embedded on Compact Flash card for Magelis Smart
- Windows XP Pro on Hard disk for Magelis Compact *i*PC

Therefore, they are compatible with standard Windows applications, such as Internet Explorer, Outlook Express, Office readers and third-party software.
They are also supplied with a 21-day trial version of Vijeo Designer Run Time. Continued use of Vijeo Designer requires a licence which is sold separately (see page 3/7).

Magelis Smart and Compact *i*PC are “all in one” PC Panels with an IP 65 front panel and a high-definition analog touch panel.
They have two built-in Ethernet TCP/IP ports:
- 1 x 10/100/1000BASE-T
- 1 x 10/100BASE-T

With these two ports they are suitable for use with Transparent Ready architectures and equipment (combination of Web and Ethernet TCP/IP technologies). They therefore allow the viewing of Web pages either locally or remotely, with the same level of ease.

Magelis Smart

Magelis Smart has a 12" SVGA LCD TFT colour screen and an Intel Celeron M 1 GHz processor. Windows XP Embedded Standard 2009 is installed on its Compact Flash card together with the following software components:
- Internet Explorer browser and Outlook Express e-mail client
- JVM (Java Virtual Machine)
- Windows Terminal Services Client for client/server architectures
- Office readers for access to device documentation (.pdf, .doc, .xls and .ppt documents)
- Vijeo Citect Web Client
- Vijeo Designer (demo version)
- .NET Framework

With these components Magelis Smart can be used for the system diagnostics, viewing and setting of Schneider Electric Transparent Ready products, as well as for access to FactoryCast services (see “Transparent Ready, embedded Web servers”) and access to Vijeo Citect SCADA servers (with a Web Client licence).

Magelis Smart 12" is available for 24 V DC or 100...240 V AC supplies.

Magelis Compact*i*PC

Magelis Compact *i*PC has a 12" XGA LCD TFT colour screen and an Intel Celeron M 1.5 GHz processor. Windows XP Pro is installed, enabling the running of third-party software. It is equipped with:
- 512 MB expandable RAM
- A PCI expansion slot
- A replaceable 250 GB hard disk or a 15 GB Flash Disk (SLC technology SSD)
- A slot for a type II PCMCIA card

Magelis Compact *i*PC 12" is available for a 100...240 V AC supply.

Architecture: page 3/5
Description: page 3/6
References: page 3/8

Schneider Electric

Magelis Smart and Magelis Compact *i*PC architecture examples

Connections to Vijeo Citect architectures

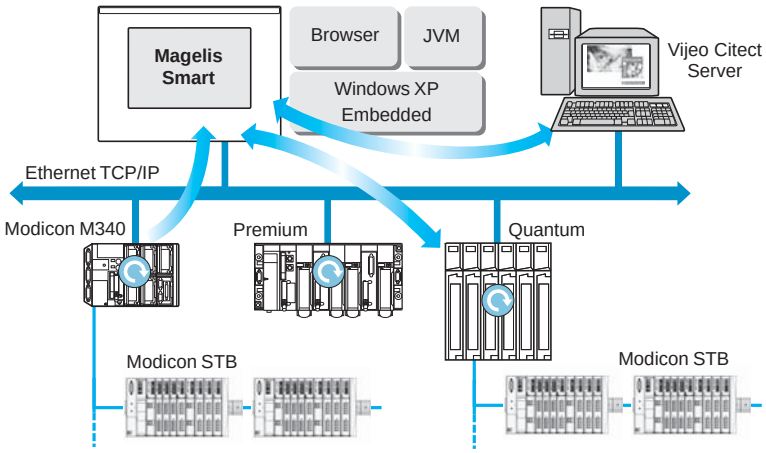

With a built-in dual Ethernet port, Magelis Smart and Compact *i*PCs can be integrated into "full Ethernet" architectures, such as Transparent Ready (transparent communication on the Ethernet TCP/IP network). Communication services and Web services enable data to be shared and distributed between levels of the Transparent Ready architecture.

Magelis Smart & Compact *i*PC, facilitate the setup of Client stations in relation to Web servers embedded in the automation systems, the field devices (distributed I/O, variable speed drives, identification systems, etc.) and any other IT application.

Magelis Smart

With the pre-installed Vijeo Citect Web Client software and by using Internet Explorer, Magelis Smart 12" products are Web Client on a Vijeo Citect server provided that the Web Client licence is activated on the Vijeo Citect server.

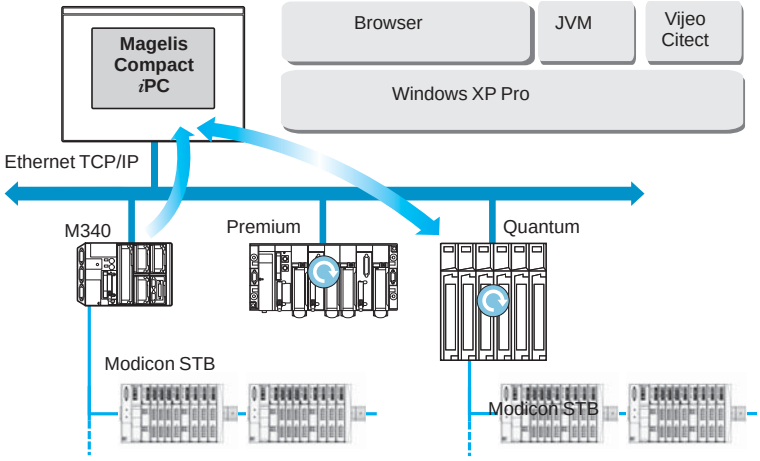

Magelis Compact *i*PC

A Vijeo Citect client/server licence can be installed on Magelis Compact *i*PC 12" products, preferably on the Flash Disk version, in order to avoid the risk of a non-operational storage device. For a long life of the Flash Disk, it is strongly recommended that:

- at least 50% of available disk space is kept available for sharing of written data
- and a reasonable storage frequency is maintained

Human Machine Interface applications

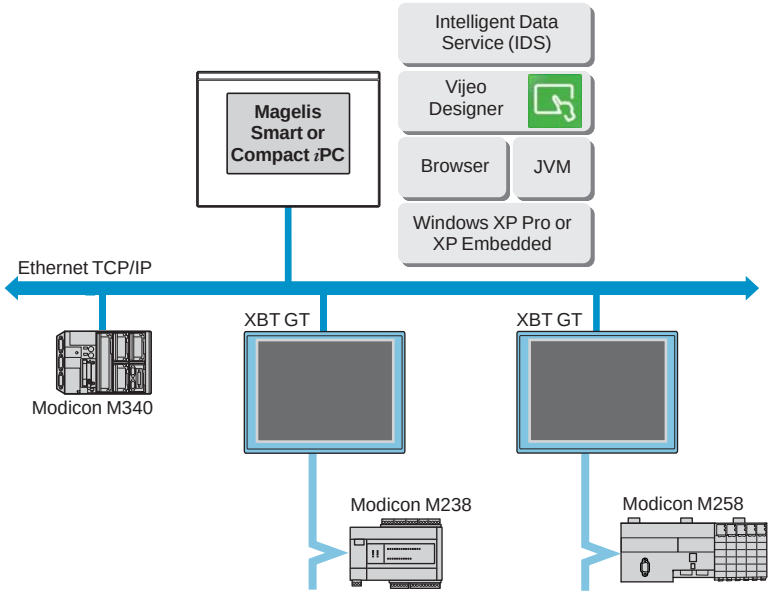

Magelis Smart and Compact *i*PC are supplied with a 21-day trial version of Vijeo Designer Run Time. Continued use of Vijeo Designer requires a licence which is sold separately (see page 3/9).

Vijeo Designer can be used to create control applications for Magelis terminals and industrial PCs. It can be installed on any storage device without reducing service life, the writing operations to disk being limited to archiving.

Industrial PCs

PC Panels

Magelis™ Smart and Magelis™ Compact *i*PC





Magelis Smart 12" PC Panels

Touch screen front panel

The touch screen front panel of the 12" industrial PCs **MPC ST2 1N●J 20T** comprise:

1 A 12" SVGA active matrix colour LCD TFT screen (maximum display area 800 x 600) with high-definition analog touch panel
2 An aluminum alloy front panel with IP 65 membrane (mounted on a hardened steel frame)
3 Two LEDs marked:
- ON (green), PC switched on
- DISK (green), accessing IDE bus (accessing Compact Flash memory, etc.)

4 A dust and damp proof USB 2.0 port

Underside and left-hand side

The underside and left-hand side of the industrial PCs **MPC ST2 1N●J 20T** comprise:

1 A removable screw terminal for connecting the AC power supply
2 Access to the Compact Flash memory card containing the operating system and installed software
3 One 9-way male SUB-D connector marked COM1 for the RS 232 serial link
4 4 USB 2.0 ports
5 2 RJ45 ports for the Ethernet link:
- 1 x 10/100/1000 Mbps
- 1 x 10/100 Mbps

6 A slot for 1 additional PCMCIA type II card
7 A mini-jack port for a loudspeaker
8 An RAS (Reliability, Availability and Serviceability) port

All expansion slots and connection elements are therefore accessible from the rear of the PC.

***Note**: AC versions have an On/Off switch.*

Industrial PCs

PC Panels

Magelis™ Smart and Magelis™ Compact *i*PC







Magelis Compact *i*PC 12" PC panels

Touch screen front panel

The touch screen front panel of the 12" industrial PCs **MPC KT2 2●AX 20N** comprise:

1 A 12" XGA active matrix colour LCD TFT screen (maximum display area 1024 x 768) with high-definition analog touch panel

2 An aluminium alloy front panel with IP 65 membrane (mounted on a hardened steel frame)

3 Two LEDs marked:
- ON (green), PC switched on
- DISK (green), accessing IDE bus (accessing hard disk memory, etc.)

4 A cover plate which provides IP 65 protection when in position and gives access when removed to:
- A USB 2.0 port
- A "pencil point" RESET button for restarting the processor

Underside and side panels

All expansion slots and connection elements are accessible from the rear of the PC:

1 Connector for plugging in the 100 to 240 V ∿ power cable

2 One vent equipped with an anti-dust filter and a fan

3 A slot for an additional Compact Flash memory card

4 One 9-way male SUB-D port marked COM1 for serial links

5 4 USB 2.0 ports

6 A slot for 1 additional PCMCIA card

7 2 RJ45 ports for the Ethernet link:
- 1 x 10/100/1000 Mbps
- 1 x 10/100 Mbps

8 A slot for PCI bus expansion card

9 An RAS port

***Note**: AC versions have an On/Off switch.*

3

Presentation: page 3/4
Architecture: page 3/5
References: page 3/8

Industrial PCs
PC Panels
Magelis™ Smart

MPC ST2 1N●J 20T

Magelis Smart PC Panel - 12" screen *(1)*

With 2 GB Compact Flash card

Supply voltage	Processor RAM	Free expansion slots	Vijeo Citect	Reference	Weight kg
24 V ⎓	Celeron M 1 GHz 512 MB expandable to 1024 MB	1 PCMCIA	Web client	**MPC ST2 1NDJ 20T**	3.800
100…240 V ∿	Celeron M 1 GHz 512 MB expandable to 1024 MB	1 PCMCIA	Web client	**MPC ST2 1NAJ 20T**	3.800

Separate components for 12" Magelis Smart

Description	Characteristics	Compatible with *(2)*	Reference	Weight kg
Licence Vijeo Designer Run Time	Unlimited	All 12" Smart models	**VJDSNRTMPC**	–
RAM expansion kit	512 MB	All 12" Smart models	**MPC YK0 5RAM 512**	–
	1024 MB	All 12" Smart models	**MPC YK2 2RA1 024**	–
Compact Flash memory cards	2 GB, blank	All 12" Smart models	**MPC YN0 0CF2 00N**	0.050
	4 GB, blank	All 12" Smart models	**MPC YN0 0CF4 00N**	0.050
PCMCIA adaptor for Compact Flash card	Enables a 12" Smart panel to to receive the second Compact Flash card needed for Vijeo Designer in the PCMCIA slot	All 12" Smart models. All memory cards Compact Flash	**XBT ZGADT**	0.050
Maintenance kit	Includes panel mounting fixings and seals	All 12" Smart models	**MPC YK2 0MNT KIT**	–
Screen protection	Protective film	All 12" Smart models	**MPC YK2 0SPS KIT**	–
Replacement power supply connector	AC connector	All 12" Smart models.	**MPC YN0 0PWA CTE**	–

Magelis Smart equivalent product table

Type	Old range	New range
∿ 12" Smart	**MPC ST2 1NAJ 10R**	**MPC ST2 1NAJ 20T + VJDSNRTMPC**

(1) Magelis Smart are supplied with a trial version of Vijeo Designer Run Time. Unlimited usage available by activation of licence **VJDSNRTMPC** *(see above).*
(2) And software package variants when available.

Industrial PCs
PC Panels
Magelis™ Compact *i*PC

MPC KT2 1●AX 20N

Magelis Compact *i*PC PC Panel - 12" screen *(1)*

Supply voltage	Processor RAM	Free expansion slots	Vijeo Citect	Reference	Weight kg
With 250 GB minimum Hard Disk					
100…240 V ∿	Celeron M 1.5 GHz 512 MB expandable to 1024 MB	1 PCI 1 Compact Flash 1 PCMCIA (type II)	–	**MPC KT2 2NAX 20N** *(1)*	4.500
With Flash Disk 15 GB minimum					
100…240 V ∿	Celeron M 1.5 GHz 512 MB expandable to 1024 MB	1 PCI 1 Compact Flash 1 PCMCIA (type II)	–	**MPC KT2 2MAX 20N** *(1)*	4.500

Separate components for 12" Magelis Compact *i*PC

Description	Characteristics	Compatible with *(2)*	Reference	Weight kg
Vijeo Designer Run Time licence	Unlimited	All Compact *i*PC 12" models	**VJDSNRTMPC**	–
RAM expansion kit	512 MB	All Compact *i*PC 12" models	**MPC YK0 5RAM 512**	–
	1024 MB	All Compact *i*PC 12" models	**MPC YK2 2RA1 024**	–
Hard disk	⩾ 250 GB	12" Compact *i*PC PC panel MPC KT2 2●AX 20N	**MPC YNK2 SHD 20N**	–
Flash Disk SSD	⩾ 15 GB	12" Compact *i*PC PC panel MPC KT2 2●AX 20N	**MPC YNK2 MSD 20N**	–
Maintenance kits	Includes panel mounting fixings and seals	All Compact *i*PC 12" models	**MPC YK2 0MNT KIT**	–
Screen protection	Protective film	All Compact *i*PC 12" models	**MPC YK2 0SPS KIT**	–
Replacement power supply connector	AC connector	All Compact *i*PC 12" models	**MPC YN0 0PWA CTE**	–

Magelis Compact *i*PC equivalent product table

Type	Old range	New range
12" Compact *i*PC	**MPC KT2 2NAX 00R**	**MPC KT2 2NAX 20N + VJDSNRTMPC**

(1) Magelis Compact iPC are supplied with a trial version of Vijeo Designer Run Time. Unlimited usage available by activation of licence **VJDSNRTMPC** *(see above).*

(2) And software package variants when available.

Presentation: page 3/4
Architecture: page 3/5
Description: page 3/6

Industrial PCs

Magelis™ *i*PCs certified for automation
Magelis™ Panel PC and Magelis™ BOX PC

Type of Magelis *i*PC		Magelis Panel PC		
		Optimum range	Universal range	
Industrial environments		Maintenance-free	Maintenance-free	Standard

Fanless		★★★★★	★★★★★	★★★★★
Diskless		★★★★★	★★★★★	–
Sizes of colour touch screen and front panel bezel material		□ 10.4" Aluminium bezel □ 15" Aluminium or Stainless steel bezel	□ 15" Aluminium or Stainless steel bezel □ 19" Aluminium bezel	
CPU *(1)*	Processor	Intel® ATOM™ Z510 (1.1 GHz)	Intel® ATOM™ N270 (1.6 GHz)	
	PCI slot	0	0 or 2	
	Storage	Compact Flash card (SLC technology) and integrated SD card reader	Compact Flash card (SLC technology) or Flash disk (SSD) with 5 year warranty *(2)*	Hard disk
	RAM	1 GB	1 or 2 GB	
Operating system		Windows® Embedded Standard 2009	Windows® Embedded Standard 2009 or Windows® XP Professional SP3	Windows® XP Professional SP3
Supply voltage	Aluminium bezel versions	24 V ⎓	24 V ⎓ or 100…240 V ∿	
	Stainless steel bezel versions	–	24 V ⎓	
Standards and certifications		□ CE □ cULus □ cULus Haz Loc □ ATEX II 3 Gas and Dust Zone 2/22 (Optimum range 15" Stainless steel bezel version only) and □ ATEX II 3 Dust Zone 22 (Universal range 15" Stainless steel bezel version only) □ EN 1672-2 Food and beverage processing machines and FDA 21CFR 177.206 specific seals (Stainless steel bezel versions only) …		
Marine certification		Bridge Class (only 24 V⎓ Magelis Panel PC with 15" or 19" touch screen and Aluminium bezel)		–
Software		Vijeo Designer Run Time Demo (21-day trial version). Unlimited licence, to be ordered separately (VJDSNRTMPC). Vijeo Citect, depending on the model		
References	Aluminium bezel versions	HMI PWC● ●●●●●	HMI PUC● ●●●●● HMI PUF● ●●●●●	HMI PUH● ●●●●●
	Stainless steel bezel versions	HMI PVC7 D0E01	HMI PTF7 D2P01	HMI PTH7 D2P01
Pages		3/14 and 3/15	3/18 to 3/21	
Made-to-order configuration		See configured Magelis Panel PC on page 3/31		

(1) For other options available (interface for backup battery, 3rd serial port, etc.) in made-to-order configuration, see pages 3/31 (Magelis Panel PC) and 3/42 (Magelis BOX PC).
(2) For general conditions of manufacturer's 5 year warranty: please consult our Customer Care Centre.
(3) See page 3/44.

Magelis Panel PC		Magelis BOX PC			
Performance range		Universal range		Performance range	
Harsh	Standard	Maintenance-free	Standard	Harsh	Standard
–	–	★★★★★	–	–	–
★★★★★	–	★★★★★	–	★★★★★	–
□ 15" Aluminium or Stainless steel bezel □ 19" Aluminium bezel		Compatible with all screens in the Magelis *i*Display range *(3)*			
Intel® Core™ 2 Duo P8400 (2.26 GHz) + Intel® GM45 chipset		Intel® ATOM™ N270 (1.6 GHz)		Intel® Core™ 2 Duo P8400 (2.26 GHz) + Intel® GM45 chipset	
0 or 2		1 or 2		2 or 5	
Flash disk (SSD) with 5 year warranty *(2)*	Hard disk	Compact Flash card (SLC technology) or Flash disk (SSD) with 5 year warranty *(2)*	Hard disk	Flash disk (SSD) with 5 year warranty *(2)*	Hard disk
2 or 4 GB		1 or 2 GB		2 or 4 GB	
Windows® 7 Ultimate 64-bit		Windows® Embedded Standard 2009 or Windows® XP Professional SP3	Windows® XP Professional SP3	Windows® 7 Ultimate 64-bit	
24 V ⎓ or 100…240 V ∿		24 V ⎓			
100…240 V ∿		–			
□ CE □ cULus □ cULus Haz Loc □ ATEX II 3 Dust Zone 22 (Stainless steel bezel versions only) □ EN 1672-2 Food and beverage processing machines and FDA 21CFR 177.206 specific seals (Stainless steel bezel versions only) …		□ CE □ cULus □ cULus Haz Loc □ ATEX II 3 Dust Zone 22 …			
–		Bridge Class	–		
Vijeo Designer Run Time Demo (21-day trial version). Unlimited licence, to be ordered separately (VJDSNRTMPC) Vijeo Citect, depending on the model					
HMI PPF● ●●●●●	**HMI PPH● ●●●●●**	**HMI BUCN ●●●●●** **HMI BUFN ●●●●●**	**HMI BUHN ●●●●●**	**HMI BPFD ●●●●●**	**HMI BPHD ●●●●●**
–	**HMI PRH7 A2701**	**–**	**–**	**–**	**–**
3/19 and 3/21		3/34 and 3/35			
See configured Magelis Panel PC on page 3/31		See configured Magelis BOX PC on page 3/42			

Industrial PCs

Magelis™ *i*PCs certified for automation
Magelis™ Panel PC and Magelis™ BOX PC



Schneider Electric Magelis iPC

Presentation

The Magelis *i*PC offer includes products that are rugged and certified for automation applications. The 15" screen Magelis Panel PC versions with a stainless steel front panel bezel and ATEX certification are particularly recommended for certain specific sectors (food and beverage, chemical, pharmaceutical, gas and petroleum, etc.).

This offer includes:
- Magelis Panel PCs: "All in One" products incorporating an industrial PC and a 10", 15" *(1)* or 19" colour touch screen, available in the following ranges:
  - Optimum: 10" or 15" touch screen *(1)*
  - Universal: 15" *(1)* or 19" touch screen
  - Performance: 15" *(1)* or 19" touch screen
- Magelis BOX PCs: Industrial PCs available in the following ranges:
  - Universal (1 or 2 PCI slots)
  - Performance (2 or 5 PCI slots)

Magelis BOX PCs can be combined with Magelis *i*Display screens (see page 3/44).

This Magelis *i*PC offer is suitable for numerous applications and different types of automation environment:
- Maintenance-free environment: Fanless Magelis *i*PC (unaffected by dust, no filters to clean, etc.) and without any rotating parts such as a hard disk. Data storage on Compact Flash card or on Flash disk offers good resistance to vibration and long life.
- Harsh environment: Diskless Magelis *i*PC
- Standard environment: Magelis *i*PC with hard disk offering a high storage capacity

Rugged and certified for automation applications

With their rugged design and construction, Magelis *i*PC industrial PCs are specifically designed for use in automation applications.
They benefit from the following certifications *(2)*:
- cULus (UL 508, CSA 22.2 no. 142), Industrial Control Equipment
- cULus Haz Loc Class I Div 2 (ANSI/ISA 12.12.01, UL 1604, CSA 22.2 n° 213)
- ATEX II 3 Gas and Dust zone 2/22 in explosive atmospheres *(3)*
- Germanischer Lloyd (Bridge Class) for marine applications *(3)*
- C-Tick, GOST CE

The 15" screen Magelis Panel PCs with stainless steel front panel bezel conform to the food and beverage processing machines standard EN 1672-2. They are fitted with specific seals and conform to the standard FDA 21CFR 177.206.

To simplify maintenance, Magelis *i*PCs integrate functions for monitoring the internal temperature of both the fans and the hard disk. Magelis iPC Universal and Performance range PCs have options for high availability applications:
- RAID PCI card with 2 redundant hard disks
- Backup battery (requires the battery-backed power supply interface module)

Their resistance to temperature, vibration and shock allows them to operate continuously in extremely difficult environments.
The durability of the offer and possibilities of service options available after discontinuation of sales make them suitable for automation applications.
The "book" format and 24 V ⎓ power supply of Magelis BOX PCs means they can be easily installed in control system enclosures.

Optimized design with the Optimum range

The optimized design of Magelis Optimum Panel PC products provides a rugged, maintenance-free offer, certified for automation applications, at an attractive price. This range can be easily integrated into IT systems.
Magelis Optimum Panel PCs feature LCD TFT LED touch screens with 16 million colours and IP 65 front panel protection when mounted on a panel or an enclosure door and:
- 10.4" (SVGA 800 x 600) or 15" (XGA 1024 x 768) touch screen *(1)*
- Fanless Intel® Atom™ Z510 processor (1.1 GHz)
- Integrated SD card reader
- 3 USB ports including 1 on the front panel, 2 gigabit Ethernet ports, 1 communication port
- Windows® Embedded Standard 2009
- 24 V ⎓ power supply

(1) The 15" screens are available with an aluminium or stainless steel front panel bezel.
(2) A regularly updated list of all standards and certifications issued by independent bodies can be found on our website: www.schneider-electric.com.
(3) Depending on the model.

Magelis *i*PC selection guide: page 3/10
Magelis *i*PC - Panel PC: pages 3/14 and 3/18
Magelis *i*PC - BOX PC: page 3/34

Industrial PCs

Magelis™ *i*PCs certified for automation
Magelis™ Panel PC and Magelis™ BOX PC

Magelis Panel PC Optimum range with 10.4" or 15" touch screen

Magelis Panel PC Universal and Performance ranges with 15" or 19" touch screen

Magelis BOX PC Universal and Performance ranges 1, 2 or 5 PCI slots

Presentation (continued)

Modular and flexible design with the Universal and Performance ranges

The modular design of Magelis *i*PCs allows us to provide a complete and coherent offer of referenced products with the Universal and Performance ranges. In addition, the flexibility offered by the modular design allows Magelis Panel PCs (see page 3/31) and Magelis BOX PCs (see page 3/42) to be made-to-order.

Configuration of the Universal and Performance ranges:
- Universal range based on the fanless Intel® Atom™ N270 processor (1.6 GHz)
- Performance range based on the fanless Intel® Core™ 2 Duo P8400 processor (2.26 GHz)
- Compact Flash card (SLC technology) ⩾ 4 GB, Flash disk ⩾ 60 GB, with 5 year warranty *(1)* or hard disk ⩾ 250 GB, all interchangeable,
- 5 USB ports including 1 on the front panel and 2 gigabit Ethernet ports
- Up to 2 DVI ports and 3 communication ports
- DVD-RW drive depending on the model
- Different Microsoft operating systems (see page 3/13)
- Power supply: 24 V ⎓ (all models) and 100…240 V ∼ (Panel PC only)

Magelis Universal and Performance Panel PCs feature LCD TFT LED touch screens with 16 million colours and IP 65 front panel protection when mounted on a panel or an enclosure door and:
- 15" (XGA 1024 x 760) *(2)* or 19" (SXGA 1280 x 1024) touch screen
- Option of having 2 PCI/PCIe slots

Magelis Universal and Performance BOX PC ranges have 1, 2 or 5 PCI/PCIe slots.

Vijeo Designer and Vijeo Citect bundle offer

Magelis *i*PCs are all supplied with the Vijeo Designer Run Time Demo software (21-day trial version). Vijeo Designer (version ⩾ 6.1) includes the Pac Drive driver which enables Magelis *i*PCs to interact directly with motion controllers.

Magelis *i*PC and Vijeo Citect bundle offers include the DVD with the software and documentation, the USB key with registered user rights and a 1-year support contract. Updates and upgrades are available by providing the key number and subject to the usual conditions.

As Vijeo Citect applications require a large number of write operations to disk, these bundle offers are based on Magelis *i*PCs with Flash disk (SSD) to ensure long life and good performance. Vijeo Citect Web Client access is also available with Magelis *i*PCs that have a Compact Flash disk.

Magelis *i*PCs enable processing of Vijeo Designer data as they support its "Intelligent Data Service" option (to be installed on Compact Flash disk, minimum 4 GB, and Windows® Embedded Standard 2009 or later).

Magelis *i*PCs enable maintenance operations in automation environments as they support the "Build Time" configuration versions in Unity and SoMachine programming software. Magelis Performance *i*PCs (with minimum 2 GB of RAM) are recommended for these configurations.

Integration in IT structures

The 2 built-in Ethernet ports allow the IT and automation data flows to be separated, reinforcing the overall safety of the system. Magelis *i*PCs run on Microsoft operating systems, allowing:
- Connection of PC peripherals
- Huge data storage capacity
- Ease of connection to computers and databases
- Simultaneous operation of several programs:
  - Vijeo Designer Human/Machine Interface and data traceability with Intelligent Data Service
  - Vijeo Citect SCADA supervisor
  - Office software including web browsers
  - Other software installed by the user

Depending on the model, these operating systems may be:
- Windows® Embedded Standard 2009, write-protected in normal operating mode so as to avoid any unintended operation
- Windows® XP Professional SP3
- Windows® 7 Ultimate 64-bit supporting more than 3 GB of RAM (recommended for SCADA supervisor applications which need significant memory capacity)
- Windows® Embedded 7 and Windows® 7 Ultimate 32-bit which are also available in made-to-order configurations (see pages 3/31 and 3/42).

(1) For general conditions of manufacturer's 5 year warranty: please consult our Customer Care Centre.

(2) The 15" screens are available with an aluminium or stainless steel front panel bezel.

Industrial PCs

Magelis™ iPCs certified for automation
Magelis™ Panel PC
Optimum range with 10.4" or 15" touch screen

Type		**Optimum range - 10.4" touch screen**
Industrial environments		**Maintenance-free (with Aluminium front panel bezel)**

Fanless		★★★★★
Diskless		★★★★★
Screen	Type	10.4" LCD TFT LED touch screen
	Definition	SVGA 800 x 600, 16 million colours
	Degree of protection	IP 65 front panel protection when mounted on panel or enclosure door
	Front panel bezel material	Aluminum
CPU	Processor	Intel® ATOM™ Z510 (1.1 GHz)
	Storage	Operating system: Compact Flash card ≥ 2 GB (SLC technology) User: integrated SD card reader
	RAM *(1)*	1 GB
	Integrated ports	2 x Ethernet 10/100/1000 Mbps
		1 x USB 2.0 (1 A) on the front panel + 2 x USB 2.0 (1 A) on the underside
		1 x RS232C
Operating system		Windows® Embedded Standard 2009
Supply voltage	Voltage	24 V ⎓ (± 25%)
	Current	Nominal current 1.9 A. Typical inrush current 3 A, 50 A < 300 µs
Overall dimensions (W x H x D)/Cut-out (W x H)		323 x 260 x 72 mm/Cut-out: 303 x 243 mm
Temperature	During operation	0…50°C, conforming to IEC 61132-2, UL 508
Vibration resistance during operation	Continuous	1.75 mm amplitude from 2…9 Hz, 0.5 g from 9…200 Hz *(2)*
	Non-continuous	3.5 mm amplitude from 2…9 Hz, 1 g from 9…200 Hz *(2)*
	Merchant navy IACS E10	–
Shock resistance	during operation	15 g/11 ms conforming to IEC 60068-2-27 test Ea
Standards and certifications		CE, cULus (UL 508, CSA 22.2 n°142), cULus Haz Loc Class I Div 2 (ANSI/ISA 12.12.01, UL 1604, CSA 22.2 n°213), C-Tick, GOST
Marine certification	Germanischer Lloyd (Bridge Class)	–
ATEX certification		–
Software		Acrobat Reader, Word/Excel/Power Point Viewer, Framework.Net 3.5, Web browser Vijeo Designer Run Time Demo 21-day trial version *(3)* Vijeo Citect Web Client
References of Aluminium bezel versions	With Vijeo Designer Run Time Demo, 21-day version *(3)*	**HMI PWC5 D0E01**
References of Stainless steel bezel versions	With Vijeo Designer Run Time Demo, 21-day version *(3)*	**–**
Pages		3/17
Made-to-order configuration		See configured Magelis Panel PC on page 3/31

(1) Memory capacity not user-expandable; increased capacity available in made-to-order configuration (see page 3/31).
(2) Conforming to IEC 60068-2-6 Fc.
(3) Unlimited licence, to be ordered separately (VJDSNRTMPC).

Optimum range - 15" touch screen

Maintenance-free (with Aluminium or Stainless steel front panel bezel)

★★★★★
★★★★★

15" LCD TFT LED touch screen
XGA 1024 x 768, 16 million colours
IP 65 front panel protection when mounted on panel or enclosure door
Aluminium or Stainless steel

Intel® ATOM™ Z510 (1.1 GHz)
Operating system: Compact Flash card ≥ 2 GB (SLC technology)
User: integrated SD card reader
1 GB
2 x Ethernet 10/100/1000 Mbps
1 x USB 2.0 (1 A) on the front panel + 2 x USB 2.0 (1 A) at the bottom
1 x RS232C

Windows® Embedded Standard 2009

24 V ⎓ (± 25 %)
Nominal current 1.9 A. Typical inrush current 3 A, 50 A < 300 µs

402 x 301 x 72 mm/Cut-out: 383.5 x 282.5 mm

0…50°C, conforming to IEC 61132-2, UL 508

1.75 mm amplitude from 2…9 Hz, 0.5 g from 9…200 Hz *(2)*
3.5 mm amplitude from 2…9 Hz, 1 g from 9…200 Hz *(2)*
1 mm from 3…13.2 Hz, 0.7 g from 13.2…100 Hz, 90 minutes endurance
15 g/11 ms conforming to IEC 60068-2-27 test Ea

- CE, cULus (UL 508, CSA 22.2 n°142), cULus Haz Loc Class I Div 2 (ANSI/ISA 12.12.01, UL 1604, CSA 22.2 n°213), C-Tick, GOST
- EN 1672-2 Food and beverage processing machines and FDA 21CFR 177.206 specific seals (Stainless steel bezel versions only)

With power supply filter HMI YLFI MAR11 (Aluminium bezel versions only)

ATEX II 3 Gas and Dust zone 22 (Stainless steel bezel versions only)

Acrobat Reader, Word/Excel/Power Point Viewer, Framework.Net 3.5, Web browser
Vijeo Designer Run Time Demo 21-day trial version *(3)*
Vijeo Citect Web Client

HMI PWC7 D0E01

HMI PVC7 D0E01

3/17

See configured Magelis Panel PC on page 3/31

Industrial PCs

Magelis™ *i*PCs certified for automation

Magelis™ Panel PC - Optimum range

10.4" and 15" Magelis PC Panel

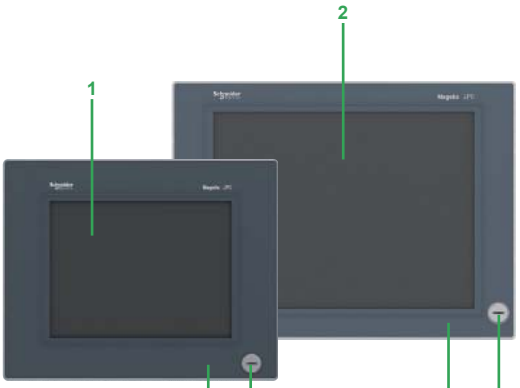

10.4" and 15" front panels Aluminum

15" Stainless steel front panel



Rear panel

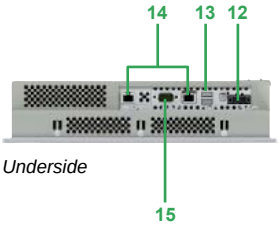

Underside

Presentation

The Magelis Panel PC Optimum range offers products that are rugged and certified for automation applications. These products, offering an optimized design at an attractive price, also feature compact dimensions, particularly in terms of depth. They can be easily integrated into IT systems.

This Magelis Panel PC Optimum range is specifically designed for use in maintenance-free environments. Versions are available with a stainless steel front panel bezel.

Overview of the Optimum range

Magelis Panel PC Optimum range

The Magelis Panel PC Optimum range is equipped with a fanless Intel® ATOM™ Z510 processor (1.1 GHz) and DDR2 RAM *(1)*.
Available with 10.4" or 15" LCD TFT LED touch screen with 16 million colours, this range is specifically designed for maintenance-free environments (fanless, with a solid-state storage disk):

- ■ HMI PWC5 D0E01 and HMI PWC7 D0E01:
- □ IP 65 front panel protection when mounted on a panel or enclosure door
- □ Compact Flash card (operating system)/integrated SD card reader (user data)/ Windows® Embedded Standard 2009/24 V ⎓ power supply, etc.

Made-to-order Magelis Panel PC Optimum range

On Magelis Optimum Panel PC bases, it is possible to customize the CPU by selecting the capacity of the RAM and the Compact Flash card. For this HMI PCCW offer see (page 3/31).

Description

10.4" (aluminium bezel) and 15" (aluminium or stainless steel bezel) Magelis Optimum Panel PC

Front panels

1 10.4" LCD TFT LED touch screen (SVGA 800 x 600) with 16 million colours for HMI PCW5 D0E01:
- □ Brightness: 450 cd/m² (adjustable)
- □ Type of touch panel: Analog resistive film, resolution 4096 x 4096
- □ Typical viewing angle: 120° (vertically)/160° (horizontally)

2 15" LCD TFT LED touch screen (XGA 1024 x 768) with 16 million colours for HMI PCW7 D0E01:
- □ Brightness: 350 cd/m² (adjustable)
- □ Type of touch panel: Analog resistive film, resolution 4096 x 4096
- □ Typical viewing angle: 100° (vertically)/160° (horizontally)

3 Aluminum alloy front panel providing IP 65 front panel protection when mounted on a panel or enclosure door;
mounted on 1.6…10 mm thick support using screw fasteners supplied *(2)*

or

4 Stainless steel 304 "Scotch Brite®" brushed finish front panel enabling an IP 65 degree of protection of the front panel when mounted on a panel or an enclosure door. Mounting on 1.6…10 mm thick support using stainless steel screw fasteners supplied *(2)*. Cleaning simplified due to absence of USB port on front panel (conforms to food and beverage processing machines standard EN 1672-2). Version fitted with specific seals (standard FDA 21 CFR 177.206)

5 USB 2.0 port (1 A max.) with screw-on protective cover (only available for Aluminium version); captive protective cover option also available *(3)*

Common rear panel

6 Battery
7 2 pushbuttons: 1 for the power supply and 1 for resetting
8 Compact Flash card (SLC technology) ≥ 2 GB specifically for the operating system
9 SD card reader for user data - SD card optional *(3)*
10 4 status and power supply LEDs
11 Cable clamps

Common underside

12 24 V ⎓/1.9 A power supply connector
13 2 USB 2.0 ports (1 A max.)
14 2 Ethernet 10/100/1000 Mbps ports
15 RS232C port

(1) Not user-expandable; increased capacity available in made-to-order configuration (see page 3/31).
(2) For installation, please refer to the "product data sheet" on our website www.schneider-electric.com.
(3) To be ordered separately (see page 3/30).

Magelis *i*PC selection guide: page 3/10
Magelis *i*PC presentation: page 3/12
Separate components: page 3/30
Equivalent product table: page 3/32

Industrial PCs

Magelis™ iPCs certified for automation

Magelis™ Panel PC - Optimum range

PF110317

HMI PWC5 D0E01 (screen side)

PF110334

HMI PWC7 D0E01 (screen side)

PF110331

HMI PWC● D0E01 (CPU side)

Magelis Optimum Panel PC - 10.4" or 15" LCD TFT LED touch screen *(1)*

(Intel® ATOM™ Z510 processor (1.1 GHz)/DDR2 RAM/24 V ⎓ supply voltage) *(2)*

Screen type	Operating system	Software	Storage	DDR2 RAM *(3)*	Reference	Weight kg
For maintenance-free environment (with Aluminium front panel bezel)						
10.4" LCD TFT LED touch screen SVGA 800 x 600, 16 million colours IP 65 front panel protection when mounted on a panel or enclosure door	Windows® Embedded Standard 2009 *(4)*	Vijeo Designer RT Demo *(5)*	Operating system: Compact Flash ≥ 2GB User: 1 SD memory card reader (card available separately)	1 GB	**HMI PWC5 D0E01**	4.400
15" LCD TFT LED touch screen XGA 1024 x 768, 16 million colours IP 65 front panel protection when mounted on a panel or enclosure door	Windows® Embedded Standard 2009 *(4)*	Vijeo Designer RT Demo *(5)*	Operating system: Compact Flash ≥ 2GB User: 1 SD memory card reader (card available separately)	1 GB	**HMI PWC7 D0E01**	6.100
For maintenance-free environment (with Stainless steel front panel bezel)						
15" LCD TFT LED touch screen XGA 1024 x 768, 16 million colours IP 65 front panel protection when mounted on a panel or enclosure door	Windows® Embedded Standard 2009 *(4)*	Vijeo Designer RT Demo *(5)*	Operating system: Compact Flash ≥ 2GB User: 1 SD memory card reader (card available separately)	1 GB	**HMI PVC7 D0E01**	6.300

(1) For separate components, software and external power supply see page 3/30.
(2) For an ∿ supply voltage, an external Phaseo power supply can be used (see page 3/30).
(3) Memory capacity not user-expandable; increased capacity available in made-to-order configuration (see page 3/31).
(4) Windows® Embedded Standard 2009 supplied in 9 languages (English, French, German, Italian, Portuguese, Spanish, Swedish, Chinese, Russian). Also includes:
- *Acrobat Reader, Word/Excel/Power Point Viewer*
- *Framework.Net 3.5*
- *Web browser*
- *Vijeo Citect Web Client*
- *Vijeo Designer Run Time Demo (5)*

(5) Vijeo Designer RT (Run Time) Demo (21-day trial version). Unlimited licence, to be ordered separately (VJDSNRTMPC) (see page 3/30).

Magelis iPC selection guide: page 3/10
Magelis iPC presentation: page 3/12
Separate components: page 3/30
Equivalent product table: page 3/32

Industrial PCs

Magelis™ *i*PCs certified for automation
Magelis™ Panel PC
Universal and Performance ranges with 15" touch screen

Type		Universal range - 15" touch screen (no PCI slot)		
Industrial environments		Maintenance-free (with Aluminium bezel)		Standard (with Aluminium bezel)

Fanless		★★★★★	★★★★★	★★★★★
Diskless		★★★★★	★★★★★	–
Screen	Type	15" LCD TFT LED touch screen		
	Definition	XGA 1024 x 768, 16 million colours		
	Degree of protection	IP 65 front panel protection when mounted on panel or enclosure door		
	Front panel bezel material	Aluminum		
CPU *(1)*	Processor	Intel® ATOM™ N270 (1.6 GHz)		
	PCI slot	–		
	Storage	Compact Flash card ≥ 4 GB (SLC technology)	Flash disk ≥ 60 GB with 5 year warranty *(3)*	Hard disk ≥ 250 GB
	RAM *(2)*	1 GB	HMI PUF7 ●0P01: 1 GB HMI PUF7 D0PL1: 2 GB	1GB
	Integrated DVD-RW drive	–		
	Slide-in rack for peripheral device	1 x slide-in compact rack for storage disk		
	Integrated ports	2 x Ethernet 10/100/1000 Mbps 1 x USB 2.0 (1 A) on the front panel + 4 x USB 2.0 (0.5 and 1 A) at the top 2 x RS232C/1 x DVI (VGA RGB adaptor, optional)		
	Optional ports	1 x RS232C/RS422/RS485 (option only available in made-to-order configuration) *(1)*		
	Optional RAID PCI card	–		
Operating system		Windows® Embedded Standard 2009	Windows® XP Professional SP3	
Overall dimensions (W x H x D)/Cut-out (W x H)		402 x 301 x 104 mm/Cut-out: 383.5 x 282.5 mm		
Temperature	During operation	0…50°C, conforming to IEC 61132-2, UL 508		
Vibration resistance during operation	Continuous	1.75 mm amplitude from 2…9 Hz, 0.5 g from 9…200 Hz (conforming to IEC 60068-2-6 Fc)		0.125 g from 5...100 Hz
	Non-continuous	3.5 mm amplitude from 2…9 Hz, 1 g from 9…200 Hz (conforming to IEC 60068-2-6 Fc)		0.250 g from 5...100 Hz
	Merchant navy IACS E10	1 mm amplitude from 3…13.2 Hz, 0.7 g from 13.2…100 Hz, 90 minutes endurance		–
Shock resistance	During operation	15 g/11 ms conforming to IEC 60068-2-27 test Ea		
Standards and certifications		CE, cULus (UL 508, CSA 22.2 n°142), cULus Haz Loc Class I Div 2 (ANSI/ISA 12.12.01, UL 1604, CSA 22.2 n°213), C-Tick, GOST		
Marine certif.	Germanischer Lloyd (Bridge Class)	24 V ⎓ equipped with a power supply filter HMI YLFI MAR11		–
ATEX certification		–		
Software	Vijeo Designer Run Time Demo	21-day trial version. Unlimited licence, to be ordered separately (VJD SNRTMPC)		
References of Aluminium bezel versions *(1)*	24 V ⎓	HMI PUC7 D0E01	HMI PUF7 D0P01	HMI PUH7 D0P01
	24 V ⎓ Vijeo Citect Lite 1200 I/O	–	HMI PUF7 D0PL1	–
	24 V ⎓ Interface for battery	–	–	–
	24 V ⎓ Vijeo Citect Full 500 I/O	–	–	–
	100…240 V ∿	–	HMI PUF7 A0P01	HMI PUH7 A0P01
	100…240 V ∿ Vijeo Citect Full 500 I/O	–	–	–
References of Stainless steel bezel versions *(1)*	24 V ⎓	–	–	–
	100…240 V ∿	–	–	–
Pages		3/26		
Made-to-order configuration		See configured Magelis Panel PC on page 3/31		

(1) Other options available (interface for backup battery, 3rd serial port, etc.) in made-to-order configuration (see page 3/31).
(2) Memory capacity not user-expandable; increased capacity available in made-to-order configuration (see page 3/31).

Universal range (2 PCI slots)		**Performance range** (no PCI slot)		**Performance range** (2 PCI slots)	
Maintenance-free (with Aluminium or Stainless steel bezel)	**Standard (with Aluminium or Stainless steel bezel)**	**Harsh (with Aluminium bezel)**	**Standard (with Aluminium bezel)**	**Harsh (with Aluminium bezel)**	**Standard (with Aluminium or Stainless steel bezel)**
★★★★★	★★★★★	–	–	–	–
★★★★★	–	★★★★★	–	★★★★★	–
15" LCD TFT LED touch screen					
XGA 1024 x 768, 16 million colours					
IP 65 front panel protection when mounted on panel or enclosure door					
Aluminium or Stainless steel		Aluminum			Aluminium or Stainless steel
Intel® ATOM™ N270 (1.6 GHz)		Intel® Core™ 2 Duo P8400 (2.26 GHz) + Intel® GM45 chipset			
2 (1 PCI + 1 PCI Express®)		–		2 (1 PCI + 1 PCI Express®)	
Flash disk ≥ 60 GB with 5 year warranty *(3)*	Hard disk ≥ 250 GB	Flash disk ≥ 60 GB with 5 year warranty *(3)*	Hard disk ≥ 250 GB	Flash disk ≥ 60 GB with 5 year warranty *(3)*	Hard disk ≥ 250 GB
HMI P●F7 A2P01: 1 GB HMI PUF7 A2PF1: 2 GB	1 GB	HMI PPF7 D0701: 2 GB HMI PPF7 D07F1: 4 GB	2 GB	HMI P●F7 A2701: 2 GB HMI PPF7 A27F1: 4 GB	2 GB
1		–		1	
1 x slide-in compact rack for storage disk (Flash disk or hard disk included) 1 x slide-in rack for DVD-RW drive (included) or storage disk via adaptor (optional)		1 x slide-in compact rack for storage disk		1 x slide-in compact rack for storage disk (Flash disk or hard disk included) 1 x slide-in rack for DVD-RW drive (included) or storage disk via adaptor (optional)	
2 x Ethernet 10/100/1000 Mbps					
1 x USB 2.0 (1 A) on the front panel (only for aluminium bezel version) + 4 x USB 2.0 (0.5 and 1 A) at the top (for all models)					
2 x RS232C/1 x DVI (VGA RGB adaptor, optional)					
1 x RS232C/RS422/RS485 (option only available in made-to-order configuration) *(1)*					
RAID PCI card with 2 redundant hard disks		–		RAID PCI card with 2 redundant hard disks	
Windows® XP Professional SP3		Windows® 7 Ultimate 64-bit			
402 x 301 x 153 mm/Cut-out: 383.5 x 282.5 mm		402 x 301 x 119 mm/Cut-out: 383.5 x 282.5 mm		402 x 301 x 168 mm/Cut-out: 383.5 x 282.5 mm	
0…50°C, conforming to IEC 61132-2, UL 508					
1.75 mm from 2…9 Hz, 0.5 g from 9…200 Hz *(4)*	0.125 g from 5...100 Hz	1.75 mm from 2…9 Hz, 0.5 g from 9…200 Hz *(4)*	0.125 g from 5...100 Hz	1.75 mm from 2…9 Hz, 0.5 g from 9…200 Hz *(4)*	0.125 g from 5...100 Hz
3.5 mm from 2…9 Hz, 1 g from 9…200 Hz *(4)*	0.250 g from 5...100 Hz	3.5 mm from 2…9 Hz, 1 g from 9…200 Hz *(4)*	0.250 g from 5...100 Hz	3.5 mm from 2…9 Hz, 1 g from 9…200 Hz *(4)*	0.250 g from 5...100 Hz
–					
15 g/11 ms conforming to IEC 60068-2-27 test Ea					
□ CE, cULus (UL 508, CSA 22.2 n°142), cULus Haz Loc Class I Div 2 (ANSI/ISA 12.12.01, UL 1604, CSA 22.2 n°213), C-Tick, GOST □ EN 1672-2 Food and beverage processing machines and FDA 21CFR 177.206 specific seals (Stainless steel bezel versions only)					
–					
ATEX II 3 Gas and Dust zone 22 (Stainless steel bezel versions only)					
21-day trial version. Unlimited licence, to be ordered separately (VJD SNRTMPC)					
–	**HMI PUH7 D2P01**	**HMI PPF7 D0701**	**HMI PPH7 D0701**	**–**	**HMI PPH7 D2701**
–	**–**	**–**	**–**	**–**	**–**
–	**–**	**–**	**–**	**–**	**HMI PPH7 B2701**
–	**–**	**HMI PPF7 D07F1**	**–**	**–**	**–**
HMI PUF7 A2P01	**HMI PUH7 A2P01**	**–**	**HMI PPH7 A0701**	**HMI PPF7 A2701**	**HMI PPH7 A2701**
HMI PUF7 A2PF1	**–**	**–**	**–**	**HMI PPF7 A27F1**	**–**
HMI PTF7 D2P01	**HMI PTH7 D2P01**	**–**	**–**	**–**	**–**
–	**–**	**–**	**–**	**–**	**HMI PRH7 A2701**
3/26		3/27			
See configured Magelis Panel PC on page 3/31					

(3) For general conditions of manufacturer's 5 year warranty: please consult our Customer Care Centre.
(4) Conforming to IEC 60068-2-6 Fc.

Industrial PCs

Magelis™ iPCs certified for automation
Magelis™ Panel PC
Universal and Performance ranges with 19" touch screen

Type		**Universal range - 19" touch screen** (no PCI slot)		
Industrial environments		**Maintenance-free (with Aluminium bezel)**		**Standard (with Aluminium bezel)**

Fanless		★★★★★	★★★★★	★★★★★
Diskless		★★★★★	★★★★★	–
Screen	Type	19" LCD TFT LED touch screen		
	Resolution	SXGA 1280 x 1024, 16 million colours		
	Degree of protection	IP 65 front panel protection when mounted on panel or enclosure door		
	Front panel bezel material	Aluminum		
CPU *(1)*	Processor	Intel® ATOM™ N270 (1.6 GHz)		
	PCI slot	–		
	Storage	Compact Flash card ≥ 4 GB (SLC technology)	Flash disk ≥ 60 GB with 5 year warranty *(3)*	Hard disk ≥ 250 GB
	RAM *(2)*	1 GB	HMI PUF9 D0P01: 1 GB HMI PUF9 D0PF1: 2 GB	1 GB
	Integrated DVD-RW drive	–		
	Slide-in rack for peripheral device	1 x slide-in compact rack for storage disk		
	Integrated ports	2 x Ethernet 10/100/1000 Mbps		
		1 x USB 2.0 (1 A) on the front panel + 4 x USB 2.0 (0.5 and 1 A) at the top		
		2 x RS232C/1 x DVI (VGA RGB adaptor, optional)		
	Optional ports *(1)*	1 x RS232C/RS422/RS485 (option only available in made-to-order configuration) *(1)*		
	Optional RAID PCI card	–		
Operating system		Windows® Embedded Standard 2009	Windows® XP Professional SP3	
Overall dimensions (W x H x D)/Cut-out (W x H)		480 x 380 x 114 mm/Cut-out: 459.5 x 359.5 mm		
Temperature	During operation	0…50°C, conforming to IEC 61132-2, UL 508		
Vibration resistance during operation	Continuous	1.75 mm amplitude from 2…9 Hz, 0.5 g from 9…200 Hz *(3)*		0.125 g from 5...100 Hz
	Non-continuous	3.5 mm amplitude from 2…9 Hz, 1 g from 9…200 Hz *(3)*		0.250 g from 5...100 Hz
	Merchant navy IACS E10	1 mm amplitude from 3…13.2 Hz, 0.7 g from 13.2…100 Hz, 90 minutes endurance		–
Shock resistance	During operation	15 g/11 ms conforming to IEC 60068-2-27 test Ea		
Standards and certifications		CE, cULus (UL 508, CSA 22.2 n°142), cULus Haz Loc Class I Div 2 (ANSI/ISA 12.12.01, UL 1604, CSA 22.2 n°213), C-Tick, GOST		
Marine certification	Germanischer Lloyd (Bridge Class)	24 V ⎓ Magelis Panel PC equipped with a power supply filter HMI YLFI MAR11		–
Software	Vijeo Designer Run Time Demo	21-day trial version. Unlimited licence, to be ordered separately (VJDSNRTMPC)		
References *(1)*	24 V ⎓	**HMI PUC9 D0E01**	**HMI PUF9 D0P01**	**HMI PUH9 D0P01**
	24 V ⎓ Vijeo Citect Lite 1200 I/O	–	–	–
	24 V ⎓ Vijeo Citect Full 500 I/O	–	**HMI PUF9 D0PF1**	–
	100…240 V ∿	–	–	**HMI PUH9 A0P01**
	100…240 V ∿ Vijeo Citect Full 500 I/O	–	–	–
Pages		3/28		
Made-to-order configuration		See configured Magelis Panel PC on page 3/31		

(1) Other options available (interface for backup battery, 3rd serial port, etc.) in made-to-order configuration (see page 3/31).
(2) Memory capacity not user-expandable; increased capacity available in made-to-order configuration (see page 3/31).

Universal range - 19" touch screen (2 PCI slots)		Performance range - 19" touch screen (no PCI slot)		Performance range - 19" touch screen (2 PCI slots)	
Maintenance-free (with Aluminium bezel)	**Standard (with Aluminium bezel)**	**Harsh (with Aluminium bezel)**	**Standard (with Aluminium bezel)**	**Harsh (with Aluminium bezel)**	**Standard (with Aluminium bezel)**

★★★★★	★★★★★	–	–	–	–
★★★★★	–	★★★★★	–	★★★★★	–
19" LCD TFT LED touch screen					
SXGA 1280 x 1024, 16 million colours					
IP 65 front panel protection when mounted on panel or enclosure door					
Aluminum					
Intel® ATOM™ N270 (1.6 GHz)		Intel® Core™ 2 Duo P8400 (2.26 GHz) + Intel® GM45 chipset			
2 (1 PCI + 1 PCI Express®)		–		2 (1 PCI + 1 PCI Express®)	
Flash disk ≥ 60 GB with 5 year warranty *(3)*	Hard disk ≥ 250 GB	Flash disk ≥ 60 GB with 5 year warranty *(3)*	Hard disk ≥ 250 GB	Flash disk ≥ 60 GB with 5 year warranty *(3)*	Hard disk ≥ 250 GB
HMI PUF9 A2P01: 1 GB HMI PUF9 A2PF1: 2 GB	1 GB	HMI PPF9 D0701: 2 GB HMI PPF9 D07F1: 4 GB	2 GB	HMI PPF9 A2701: 2 GB HMI PPF9 A27F1: 4 GB	2 GB
1		–		1	
1 x slide-in compact rack for storage disk (Flash disk or hard disk included) 1 x slide-in rack for DVD-RW drive (included) or storage disk via adaptor (optional)		1 x slide-in compact rack for storage disk		1 x slide-in compact rack for storage disk (Flash disk or hard disk included) 1 x slide-in rack for DVD-RW drive (included) or storage disk via adaptor (optional)	
2 x Ethernet 10/100/1000 Mbps					
1 x USB 2.0 (1 A) on the front panel + 4 x USB 2.0 (0.5 and 1 A) at the top					
2 x RS232C/1 x DVI (VGA RGB adaptor, optional)					
1 x RS232C/RS422/RS485 (option only available in made-to-order configuration) *(1)*					
RAID PCI card with 2 redundant hard disks		–		RAID PCI card with 2 redundant hard disks	
Windows® XP Professional SP3		Windows® 7 Ultimate 64-bit			
480 x 380 x 153 mm/Cut-out: 459.5 x 359.5 mm		480 x 380 x 129 mm/Cut-out: 459.5 x 359.5 mm		480 x 380 x 168 mm/Cut-out: 459.5 x 359.5 mm	
0…50°C, conforming to IEC 61132-2, UL 508					
1.75 mm from 2…9 Hz, 0.5 g from 9…200 Hz *(4)*	0.125 g from 5...100 Hz	1.75 mm from 2…9 Hz, 0.5 g from 9…200 Hz *(4)*	0.125 g from 5...100 Hz	1.75 mm from 2…9 Hz, 0.5 g from 9…200 Hz *(4)*	0.125 g from 5...100 Hz
3.5 mm from 2…9 Hz, 1 g from 9…200 Hz *(4)*	0.250 g from 5...100 Hz	3.5 mm from 2…9 Hz, 1 g from 9…200 Hz *(4)*	0.250 g from 5...100 Hz	3.5 mm from 2…9 Hz, 1 g from 9…200 Hz *(4)*	0.250 g from 5...100 Hz
–					
15 g/11 ms conforming to IEC 60068-2-27 test Ea					
CE, cULus (UL 508, CSA 22.2 n°142), cULus Haz Loc Class I Div 2 (ANSI/ISA 12.12.01, UL 1604, CSA 22.2 n°213), C-Tick, GOST					
–					
21-day trial version. Unlimited licence, to be ordered separately (VJDSNRTMPC)					
–	**HMI PUH9 D2P01**	**HMI PPF9 D0701**	**HMI PPH9 D0701**	**–**	**HMI PPH9 D2701**
–	**–**	**–**	**–**	**–**	**–**
–	**–**	**HMI PPF9 D07F1**	**–**	**–**	**–**
HMI PUF9 A2P01	**HMI PUH9 A2P01**	**–**	**HMI PPH9 A0701**	**HMI PPF9 A2701**	**HMI PPH9 A2701**
HMI PUF9 A2PF1	**–**	**–**	**–**	**HMI PPF9 A27F1**	**–**
3/28		3/29			
See configured Magelis Panel PC on page 3/31					

(3) For general conditions of manufacturer's 5 year warranty: please consult our Customer Care Centre.
(4) Conforming to IEC 60068-2-6 Fc.

Industrial PCs

Magelis™ *i*PCs certified for automation
Magelis™ Panel PC
Universal and Performance ranges

Magelis Panel PC 15" and 19"

Presentation

The Magelis Panel PC Universal and Performance ranges offer products that are rugged and certified for automation applications.

Both ranges, available with 15" or 19" screen, are suitable for different types of use:
- In a maintenance-free environment
- In a harsh environment
- In a standard environment

The 15" screen Magelis Panel PC versions with a stainless steel front panel bezel and ATEX certification are particularly recommended for certain targeted sectors (food and beverage, chemical, pharmaceutical, gas and petroleum, etc.).

The modular design of the Panel PCs allows us to provide a complete and coherent offer of referenced products with the Universal and Performance ranges.
In addition to the referenced offer, the flexibility offered by the modular design allows Magelis Panel PCs to be made-to-order (see page 3/31).

Overview of the range

Magelis Panel PC Universal range *(1) (2)*

The Magelis Universal Panel PC is equipped with a fanless Intel® ATOM™ N270 processor (1.6 GHz) and DDR2 RAM *(3)*.

Featuring a 15" or 19" LCD TFT LED 16 million colour touch screen and IP 65 front panel protection when mounted on a panel or enclosure door, this range is designed for the following environments:
- Maintenance-free (fanless, with solid-state storage disk):
  - HMI PUC7 D0E01 and HMI PUC9 D0E01:
    - No PCI slot
    - Compact Flash card/Windows® Embedded Standard 2009
    - 24 V ⎓ power supply
  - HMI PUF7 D0P01, HMI PUF7 D0PL1, HMI PUF7 A0P01, HMI PUF9 D0P01 and HMI PUF9 D0PF1:
    - No PCI slot
    - Flash disk/Windows® XP Professional SP3
    - 24 V ⎓ or 100…240 V ∿ power supply
  - HMI PUF7 A2P01, HMI PUF7 A2PF1, HMI PUF9 A2P01 and HMI PUF9 A2PF1:
    - 1 PCI + 1 PCI Express®,
    - Flash disk/Windows® XP Professional SP3
    - 100…240 V ∿ power supply

- Maintenance-free (fanless, with solid-state storage disk) and with Stainless steel front panel bezel:
  - HMI PTF7 D2P01:
    - 1 PCI + 1 PCI Express®,
    - Flash disk/Windows® XP Professional SP3
    - 24 V ⎓ power supply

- Standard industrial environments (with hard disk):
  - HMI PUH7 D0P01, HMI PUH7 A0P01, HMI PUH9 D0P01 and HMI PUH9 A0P01:
    - No PCI slot
    - Hard disk/Windows® XP Professional SP3
    - 24 V ⎓ or 100…240 V ∿ power supply
  - HMI PUH7 D2P01, HMI PUH7 A2P01, HMI PUH9 D2P01 and HMI PUH9 A2P01:
    - 1 PCI + 1 PCI Express®,
    - Hard disk/Windows® XP Professional SP3
    - 24 V ⎓ or 100…240 V ∿ power supply

- Standard industrial environments (with hard disk) and with Stainless steel front panel bezel:
  - HMI PTH7 D2P01:
    - 1 PCI + 1 PCI Express®,
    - Flash disk/Windows® XP Professional SP3
    - 24 V ⎓ power supply

(1) Types of PCI slot: Half-format PCI 2.2 and half-format PCI Express® 4x.
(2) For description, see pages 3/24 and 3/25.
(3) Not user-expandable; increased capacity available in made-to-order configuration (see page 3/31).

Magelis *i*PC selection guide: page 3/10
Magelis *i*PC presentation: page 3/12
Separate components: page 3/30
Equivalent product table: page 3/32

Presentation (continued)

Overview of the range (continued)

Magelis Panel PC Performance range *(1) (2)*

The Magelis Panel PC Performance range is equipped with the Intel® Core™ 2 Duo P8400 processor (2.26 GHz) + Intel® GM45 chipset and DDR3 RAM *(3)*.

Featuring a 15" or 19" LCD TFT LED 16 million colour touch screen and IP 65 front panel protection when mounted on a panel or enclosure door, this range is designed for the following environments:

■ Harsh industrial environments (with solid-state storage disk):
□ HMI PPF7 D0701, HMI PPF7 D07F1, HMI PPF9 D0701 and HMI PPF9 D07F1:
- No PCI slot
- Flash disk/Windows® 7 Ultimate 64-bit
- 24 V ⎓ power supply

□ HMI PPF7 A2701, HMI PPF7 A27F1, HMI PPF9 A2701 and HMI PPF9 A27F1:
- 1 PCI + 1 PCI Express®,
- Flash disk/Windows® 7 Ultimate 64-bit
- 100…240 V ∿ power supply

■ Standard industrial environments (with hard disk):
□ HMI PPH7 D0701, HMI PPH7 A0701, HMI PPH9 D0701 and HMI PPH9 A0701:
- No PCI slot
- Hard disk/Windows® 7 Ultimate 64-bit
- 24 V ⎓ or 100…240 V ∿ power supply

□ HMI PPH7 D2701, HMI PPH7 B2701 *(4)*, HMI PPH7 A2701, HMI PPH9 D2701 and HMI PPH9 A2701:
- 1 PCI + 1 PCI Express®,
- Hard disk/Windows® 7 Ultimate 64-bit
- 24 V ⎓ or 100…240 V ∿ power supply

■ Harsh industrial environments (with solid-state storage disk) and with Stainless steel front panel bezel:
□ HMI PRH7 A2701:
- 1 PCI + PCI Express®
- Hard disk/Windows® 7 Ultimate 64-bit
- 100…240 V ∿ power supply

Made-to-order Magelis Panel PC Universal and Performance ranges

On Magelis Universal and Performance Panel PC bases, it is possible to customize the CPU by selecting:

■ The capacity of the Compact Flash card and the RAM
■ The number of PCI and PCI Express® slots
■ The operating system and dedicated HMI software
■ Additional assembled options: PCI RAID card with 2 redundant hard disks *(5)*, interface for backup battery, interface for battery-backed power supply module, third RS 485 port, etc.

For this HMIPCC offer see page 3/31.

(1) Types of PCI slot: Half-format PCI 2.2 and half-format PCI Express® 4x.
(2) For description, see pages 3/24 and 3/25.
(3) Not user-expandable; increased capacity available in made-to-order configuration (see page 3/31).
(4) Supplied with battery-backed interface module inserted.
(5) Operating temperature details available on our website www.schneider-electric.com.

Industrial PCs

Magelis™ *i*PCs certified for automation
Magelis™ Panel PC
Universal and Performance ranges



15" and 19" front panels
Aluminum

15" Stainless steel front panel



Rear panel

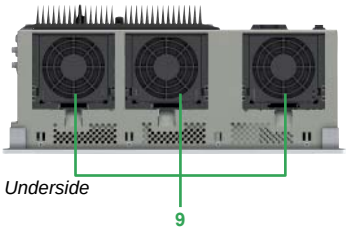

Underside

Magelis Panel PC, 15" or 19"

Description

Magelis Universal and Performance Panel PC:
15" (aluminium and stainless steel bezel) and 19 "(aluminium bezel)

Front panels

1 15" LCD TFT LED touch screen, XGA 1024 x 768, 16 million colours for HMI P●●7 ●●●●●:
- Brightness: 350 cd/m² (adjustable)
- Type of touch panel: Analog resistive film, resolution 4096 x 4096
- Typical viewing angle: 100° (vertically)/160° (horizontally)

2 19" LCD TFT LED touch screen, SXGA 1280 x 1024, 16 million colours for HMI P●●9 ●●●●●:
- Brightness: 300 cd/m² (adjustable)
- Type of touch panel: Analog resistive film, resolution 4096 x 4096
- Typical viewing angle: 100° (vertically)/160° (horizontally)

3 Aluminum alloy front panel providing IP 65 front panel protection when mounted on a panel or enclosure door; mounted on 1.6…10 mm thick support using screw fasteners supplied *(1)*

or

4 Stainless steel 304 "Scotch Brite®" brushed finish front panel enabling an IP 65 degree of protection of the front panel when mounted on a panel or an enclosure door. Mounting on 1.6…10 mm thick support using stainless steel screw fasteners supplied *(1)*. Cleaning simplified due to absence of USB port on front panel (conforms to food and beverage processing machines standard EN 1672-2). Version fitted with specific seals (standard FDA 21 CFR 177.206)

5 USB 2.0 port (1 A max.) with screw-on protective cover (only available for Aluminium version); captive protective cover option also available *(2)*

Rear panel

6 Heat sink *(1)*
7 Connector for Panel PC 100…240 V ∿/1.6 A power supply (Panel PC **HMI ●●●● A●●●●**) *(3)*
8 On/Off switch for 100…240 V ∿ power supply (Panel PC **HMI ●●●● A●●●●**)

Underside

9 Fans (Panel PC **HMI PP●● ●●●●●**) *(4)*
Natural convection (Panel PC **HMI PU●● ●●●●●**) *(1)*

(1) For installation, please refer to the "product data sheet" on our website www.schneider-electric.com.
(2) To be ordered separately (see page 3/30).
(3) Consumption excluding additional PCI card.
(4) Can be replaced with the Panel PC fan kit by the customer (to be ordered separately, see page 3/30).

Magelis *i*PC selection guide: page 3/10
Magelis *i*PC presentation: page 3/12
Separate components: page 3/30
Equivalent product table: page 3/32

Description (continued)

Magelis Universal and Performance Panel PC, 15" and 19", no PCI slot



Side panel

Side panel

1 4 status and power supply LEDs
2 2 pushbuttons: 1 for the power supply and 1 for resetting
3 Battery
4 Slot for Compact Flash card:
□ With Compact Flash card (SLC technology) ≥ 4GB (Panel PC **HMI PUC● D0E01**)
□ Free slot (Panel PC **HMI P●F● ●0●●1**, **HMI P●H● ●0●●1**)
5 Slide-in compact rack:
□ Free slot (Panel PC **HMI PUC● D0E01**)
□ With Flash disk ≥ 60 GB (Panel PC **HMI P●F● ●0●●1**) and manufacturer's 5 year warranty *(1)*
□ With hard disk ≥ 250 GB (Panel PC **HMI P●H● ●0●●1**)

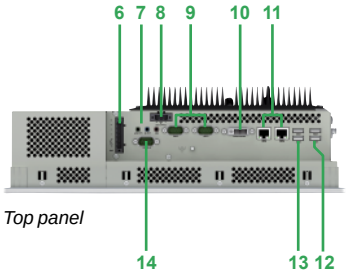

Top panel

Magelis Panel PC, 15" or 19", no PCI slot

Top panel

6 Free slot for battery-backed power supply interface module *(2)*
7 Micro input, line input/line output
8 Connector for Panel PC 24 V ⎓/7 A power supply (Panel PC **HMI P●●● D0●●1**) *(3)*
9 2 RS232C ports
10 DVI port - RGB connection with adaptor (**HMI YAD DVI RGB 11**) *(2)*
11 2 Ethernet 10/100/1000 Mbps ports
12 2 USB 2.0 ports (1 A max.)
13 2 USB 2.0 ports (0.5 A max.)
14 Slot for additional RS232C/RS422/RS485 serial link interface; to be ordered separately in made-to-order configuration *(2)*.

Magelis Universal and Performance Panel PC, 15" and 19", 2 PCI slots

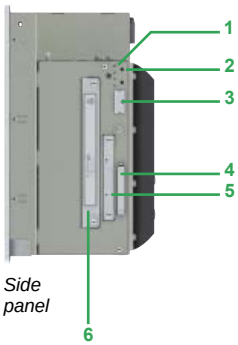

Side panel

Side panel

1 4 status and power supply LEDs
2 2 pushbuttons: 1 for the power supply and 1 for resetting
3 Battery
4 Free slot for Compact Flash card
5 Slide-in compact rack:
□ with Flash disk ≥ 60 GB (Panel PC **HMI P●F● ●●●●1**) and manufacturer's 5 year warranty *(1)*
□ With hard disk ≥ 250 GB (Panel PC **HMI P●H● ●2●●1**)
6 Slide-in rack with the DVD-RW drive included *(4)*. Can be used for an additional storage disk with adaptor (**HMI YAD SLIDEIN 11**) *(5)*

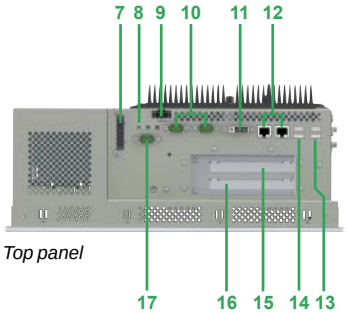

Top panel

Magelis Panel PC, 15" or 19", 2 PCI slots

Top panel

7 Slot for battery-backed power supply interface module:
□ Module mounted on Panel PC **HMI PPH7 B2701**
□ Module not included as standard on other models *(2)*
8 Micro input, line input/line output
9 Connector for Panel PC 24 V ⎓/7 A power supply (Panel PC **HMI P●D● ●●●●1**) *(3)*
10 2 RS232C ports
11 DVI port - RGB connection with adaptor (**HMI YAD DVI RGB 11**) *(2)*
12 2 Ethernet 10/100/1000 Mbps ports
13 2 USB 2.0 ports (1 A max.)
14 2 USB 2.0 ports (0.5 A max.)
15 Half-format PCI Express® 4x slot
16 Half-format PCI 2.2 slot
17 Slot for additional RS232C/RS422/RS485 serial link interface; to be ordered separately in made-to-order configuration *(2)*.

(1) For general conditions of manufacturer's 5 year warranty: please consult our Customer Care Centre.
(2) To be ordered separately in made-to-order configuration (see page 3/31).
(3) Consumption excluding additional PCI card.
(4) Operating temperature details available on our website www.schneider-electric.com.
(5) To be ordered separately as an accessory (see page 3/30).

Industrial PCs

Magelis™ *i*PCs certified for automation
Magelis™ Panel PC
Universal range - 15" touch screen

PF110314

HMI PU●7 ●●●●1
(screen side)

PF110378

HMI PTF7 D2P01
HMI PTH7 D2P01
(screen side)

PF110341

HMI PU●7 A0P●1
(CPU side)

PF110327

HMI PU●7 A2P●1
(CPU side)

PF110340

HMI PUH7 D2P01
(CPU side)

Magelis Universal Panel PC - 15" LCD TFT LED touch screen *(1) (2)* **(Intel® ATOM™ N270 processor (1.6 GHz)/DDR2 RAM)**						
Supply voltage PCI slot	**Operating system**	**Software**	**Storage**	**DDR2 RAM** *(3)*	**Reference**	**Weight kg**
For maintenance-free environment (with Aluminium front panel bezel)						
24 V ⎓ No PCI slot	Windows® Embedded Standard 2009 *(4)*	Vijeo Designer RT Demo *(5)*	Compact Flash ≥ 4 GB	1 GB	**HMI PUC7 D0E01**	8.900
	Windows® XP Professional SP3	Vijeo Designer RT Demo *(5)*	Flash disk ≥ 60 GB with 5 year warranty *(6)*	1 GB	**HMI PUF7 D0P01**	9.000
		Vijeo Designer RT Demo *(5)* Vijeo Citect Lite 1200 I/O		2 GB	**HMI PUF7 D0PL1**	9.000
100…240 V ∿ No PCI slot	Windows® XP Professional SP3	Vijeo Designer RT Demo *(5)*	Flash disk ≥ 60 GB with 5 year warranty *(6)*	1 GB	**HMI PUF7 A0P01**	9.500
100…240 V ∿ 1 PCI + 1 PCI Express®	Windows® XP Professional SP3	Vijeo Designer RT Demo *(5)*	Flash disk ≥ 60 GB with 5 year warranty *(6)*	1 GB	**HMI PUF7 A2P01**	10.900
		Vijeo Designer RT Demo *(5)* Vijeo Citect Full 500 I/O	Flash disk ≥ 60 GB with 5 year warranty *(6)*	2 GB	**HMI PUF7 A2PF1**	10.900
For maintenance-free environment (with Stainless steel front panel bezel)						
24 V ⎓ 1 PCI + 1 PCI Express®	Windows® XP Professional SP3	Vijeo Designer RT Demo *(5)*	Flash disk ≥ 60 GB with 5 year warranty *(6)*	1 GB	**HMI PTF7 D2P01**	11.100
For standard industrial environment (with Aluminium front panel bezel)						
24 V ⎓ No PCI slot	Windows® XP Professional SP3	Vijeo Designer RT Demo *(5)*	Hard disk ≥ 250 GB	1 GB	**HMI PUH7 D0P01**	9.000
24 V ⎓ 1 PCI + 1 PCI Express®	Windows® XP Professional SP3	Vijeo Designer RT Demo *(5)*	Hard disk ≥ 250 GB	1 GB	**HMI PUH7 D2P01**	10.300
100…240 V ∿ No PCI slot	Windows® XP Professional SP3	Vijeo Designer RT Demo *(5)*	Hard disk ≥ 250 GB	1 GB	**HMI PUH7 A0P01**	9.500
100…240 V ∿ 1 PCI + 1 PCI Express®	Windows® XP Professional SP3	Vijeo Designer RT Demo *(5)*	Hard disk ≥ 250 GB	1 GB	**HMI PUH7 A2P01**	10.900
For standard industrial environment (with Stainless steel front panel bezel)						
24 V ⎓ 1 PCI + 1 PCI Express®	Windows® XP Professional SP3	Vijeo Designer RT Demo *(5)*	Hard disk ≥ 250 GB	1 GB	**HMI PTH7 D2P01**	11.100

(1) 15" touch screen: XGA 1024 x 768, 16 million colours, IP 65 front panel protection when mounted on panel or enclosure door.
(2) For separate components, software and external power supply see page 3/30.
(3) Memory capacity not user-expandable; increased capacity available in made-to-order configuration (see page 3/31).
(4) Windows® Embedded Standard 2009 supplied in 9 languages (English, French, German, Italian, Portuguese, Spanish, Swedish, Chinese, Russian). Also includes:
- *Acrobat Reader, Word/Excel/Power Point Viewer*
- *Framework.Net 3.5*
- *Web browser*
- *Vijeo Citect Web Client*
- *Vijeo Designer Run Time Demo (5)*

(5) Vijeo Designer RT (Run Time) Demo (21-day trial version). Unlimited licence, to be ordered separately (VJDSNRTMPC) (see page 3/30).
(6) For general conditions of manufacturer's 5 year warranty: please consult our Customer Care Centre.

Magelis *i*PC selection guide: page 3/10
Magelis *i*PC presentation: page 3/12
Separate components: page 3/30
Equivalent product table: page 3/32

Industrial PCs

Magelis™ iPCs certified for automation
Magelis™ Panel PC
Performance range - 15" touch screen

PF110314

HMI PP●7 ●●●●1 (screen side)

PF110378

HMI PPF7 A2701 (screen side)

PF110341

HMI PP●7 A0701 (CPU side)

PF110327

HMI PP●7 A27●1 (CPU side)

PF110340

HMI PPH7 D2701 (CPU side)

Magelis Performance Panel - 15" LCD TFT LED touch screen *(1) (2)*
(Intel® Core™ 2 Duo P8400 processor (2.26 GHz)/DDR3 RAM)

Supply voltage PCI slot	Operating system	Software	Storage	DDR3 RAM *(3)*	Reference	Weight kg
For harsh industrial environment (with Aluminium front panel bezel)						
24 V ⎓ No PCI slot	Windows® 7 Ultimate 64-bit	Vijeo Designer RT Demo *(4)*	Flash disk ≥60 GB with 5 year warranty *(5)*	2 GB	**HMI PPF7 D0701**	10.100
		Vijeo Designer RT Demo *(4)* Vijeo Citect Full 500 I/O	Flash disk ≥60 GB with 5 year warranty *(5)*	4 GB	**HMI PPF7 D07F1**	10.100
100…240 V ∿ 1 PCI + 1 PCI Express®	Windows® 7 Ultimate 64-bit	Vijeo Designer RT Demo *(4)*	Flash disk ≥60 GB with 5 year warranty *(5)*	2 GB	**HMI PPF7 A2701**	12.000
		Vijeo Designer RT Demo *(4)* Vijeo Citect Full 500 I/O	Flash disk ≥60 GB with 5 year warranty *(5)*	4 GB	**HMI PPF7 A27F1**	12.000
For standard industrial environment (with Aluminium front panel bezel)						
24 V ⎓ No PCI slot	Windows® 7 Ultimate 64-bit	Vijeo Designer RT Demo *(4)*	Hard disk ≥ 250 GB	2 GB	**HMI PPH7 D0701**	10.100
24 V ⎓ 1 PCI + 1 PCI Express®	Windows® 7 Ultimate 64-bit	Vijeo Designer RT Demo *(4)*	Hard disk ≥ 250 GB	2 GB	**HMI PPH7 D2701**	11.400
24 V ⎓ with interface for backup battery 1 PCI + 1 PCI Express®	Windows® 7 Ultimate 64-bit	Vijeo Designer RT Demo *(4)*	Hard disk ≥ 250 GB	2 GB	**HMI PPH7 B2701**	11.400
100…240 V ∿ No PCI slot	Windows® 7 Ultimate 64-bit	Vijeo Designer RT Demo *(4)*	Hard disk ≥ 250 GB	2 GB	**HMI PPH7 A0701**	10.600
100…240 V ∿ 1 PCI + 1 PCI Express®	Windows® 7 Ultimate 64-bit	Vijeo Designer RT Demo *(4)*	Hard disk ≥ 250 GB	2 GB	**HMI PPH7 A2701**	12.000
For standard industrial environment (with Stainless steel front panel bezel)						
100…240 V ∿ 1 PCI + 1 PCI Express®	Windows® 7 Ultimate 64-bit	Vijeo Designer RT Demo *(4)*	Hard disk ≥ 250 GB	2 GB	**HMI PRH7 A2701**	12.200

(1) 15" touch screen: XGA 1024 x 768, 16 million colours, IP 65 front panel protection when mounted on panel or enclosure door.
(2) For separate components, software and external power supply see page 3/30.
(3) Memory capacity not user-expandable; increased capacity available in made-to-order configuration (see page 3/31).
(4) Vijeo Designer RT (Run Time) Demo (21-day trial version). Unlimited licence, to be ordered separately (VJDSNRTMPC) (see page 3/30).
(5) For general conditions of manufacturer's 5 year warranty: please consult our Customer Care Centre.

Magelis iPC selection guide: page 3/10
Magelis iPC presentation: page 3/12
Separate components: page 3/30
Equivalent product table: page 3/32

Industrial PCs

Magelis™ iPCs certified for automation
Magelis™ Panel PC
Universal range - 19" touch screen

PF110313

HMI PU●9 ●●●●1 (screen side)

PF110326

HMI PU●9 A2P●1 (CPU side)

PF110343

HMI PUH9 D2P01 (CPU side)

PF110342

HMI PUH9 A0P01 (CPU side)

Magelis Universal Panel PC - 19" LCD TFT LED touch screen *(1) (2)*
(Intel® ATOM™ N270 processor (1.6 GHz)/DDR2 RAM)

Supply voltage PCI slot	Operating system	Software	Storage	DDR2 RAM *(3)*	Reference	Weight kg
For maintenance-free environment (with Aluminium front panel bezel)						
24 V ⎓ No PCI slot	Windows® Embedded Standard 2009 *(4)*	Vijeo Designer RT Demo *(5)*	Compact Flash ≥ 4 GB	1 GB	**HMI PUC9 D0E01**	13.600
	Windows® XP Professional SP3	Vijeo Designer RT Demo *(5)*	Flash disk ≥ 60 GB with 5 year warranty *(6)*	1 GB	**HMI PUF9 D0P01**	13.700
		Vijeo Designer RT Demo *(5)* Vijeo Citect Full 500 I/O	Flash disk ≥ 60 GB with 5 year warranty *(6)*	2 GB	**HMI PUF9 D0PF1**	13.700
100…240 ∿V 1 PCI + 1 PCI Express®	Windows® XP Professional SP3	Vijeo Designer RT Demo *(5)*	Flash disk ≥ 60 GB with 5 year warranty *(6)*	1 GB	**HMI PUF9 A2P01**	14.700
		Vijeo Designer RT Demo *(5)* Vijeo Citect Full 500 I/O	Flash disk ≥ 60 GB with 5 year warranty *(6)*	2 GB	**HMI PUF9 A2PF1**	15.500
For standard industrial environment (with Aluminium front panel bezel)						
24 V ⎓ No PCI slot	Windows® XP Professional SP3	Vijeo Designer RT Demo *(5)*	Hard disk ≥ 250 GB	1 GB	**HMI PUH9 D0P01**	13.700
24 V ⎓ 1 PCI + 1 PCI Express®	Windows® XP Professional SP3	Vijeo Designer RT Demo *(5)*	Hard disk ≥ 250 GB	1 GB	**HMI PUH9 D2P01**	15.000
100…240 V ∿ No PCI slot	Windows® XP Professional SP3	Vijeo Designer RT Demo *(5)*	Hard disk ≥ 250 GB	1 GB	**HMI PUH9 A0P01**	14.300
100…240 V ∿ 1 PCI + 1 PCI Express®	Windows® XP Professional SP3	Vijeo Designer RT Demo *(5)*	Hard disk ≥ 250 GB	1 GB	**HMI PUH9 A2P01**	15.500

(1) 19" touch screen: SXGA 1280 x 1024, 16 million colours, IP 65 front panel protection when mounted on panel or enclosure door.
(2) For separate components, software and external power supply see page 3/30.
(3) Memory capacity not user-expandable; increased capacity available in made-to-order configuration (see page 3/31).
(4) Windows® Embedded Standard 2009 supplied in 9 languages (English, French, German, Italian, Portuguese, Spanish, Swedish, Chinese, Russian). Also includes:
- *Acrobat Reader, Word/Excel/Power Point Viewer*
- *Framework.Net 3.5*
- *Web browser*
- *Vijeo Citect Web Client*
- *Vijeo Designer Run Time Demo (5)*

(5) Vijeo Designer RT (Run Time) Demo (21-day trial version). Unlimited licence, to be ordered separately (VJDSNRTMPC) (see page 3/30).
(6) For general conditions of manufacturer's 5 year warranty: please consult our Customer Care Centre.

Industrial PCs

Magelis™ iPCs certified for automation
Magelis™ Panel PC
Performance range - 19" touch screen

PF110313

HMI PP●9 ●●●●1 (screen side)

PF110326

HMI PP●9 A27●1 (CPU side)

PF110343

HMI PPH9 D2701 (CPU side)

PF110342

HMI PPH9 A0701 (CPU side)

Magelis Performance Panel - 19" LCD TFT LED touch screen *(1) (2)*
(Intel® Core™ 2 Duo P8400 processor (2.26 GHz)/DDR3 RAM)

Supply voltage PCI slot	Operating system	Software	Storage	DDR3 RAM *(3)*	Reference	Weight kg
For harsh industrial environment (with Aluminium front panel bezel)						
24 V ⎓ **No PCI slot**	Windows® 7 Ultimate 64-bit	Vijeo Designer RT Demo *(4)*	Flash disk ≥ 60 GB *(5)*	2 GB	**HMI PPF9 D0701**	14.800
		Vijeo Designer RT Demo *(4)* Vijeo Citect Full 500 I/O	Flash disk ≥ 60 GB *(5)*	4 GB	**HMI PPF9 D07F1**	14.800
100…240 V ∿ 1 PCI + 1 PCI Express®	Windows® 7 Ultimate 64-bit	Vijeo Designer RT Demo *(4)*	Flash disk ≥ 60 GB *(5)*	2 GB	**HMI PPF9 A2701**	16.600
		Vijeo Designer RT Demo *(4)* Vijeo Citect Full 500 I/O	Flash disk ≥ 60 GB *(5)*	4 GB	**HMI PPF9 A27F1**	16.600
For standard industrial environment (with Aluminium front panel bezel)						
24 V ⎓ No PCI slot	Windows® 7 Ultimate 64-bit	Vijeo Designer RT Demo *(4)*	Hard disk ≥ 250 GB	2 GB	**HMI PPH9 D0701**	14.800
24 V ⎓ 1 PCI + 1 PCI Express®	Windows® 7 Ultimate 64-bit	Vijeo Designer RT Demo *(4)*	Hard disk ≥ 250 GB	2 GB	**HMI PPH9 D2701**	16.100
100…240 V ∿ No PCI slot	Windows® 7 Ultimate 64-bit	Vijeo Designer RT Demo *(4)*	Hard disk ≥ 250 GB	2 GB	**HMI PPH9 A0701**	15.400
100…240 V ∿ 1 PCI + 1 PCI Express®	Windows® 7 Ultimate 64-bit	Vijeo Designer RT Demo *(4)*	Hard disk ≥ 250 GB	2 GB	**HMI PPH9 A2701**	16.500

(1) 19" touch screen: SXGA 1280 x 1024, 16 million colours, IP 65 front panel protection when mounted on panel or enclosure door.
(2) For separate components, software and external power supply see page 3/30.
(3) Memory capacity not user-expandable; increased capacity available in made-to-order configuration (see page 3/31).
(4) Vijeo Designer RT (Run Time) Demo (21-day trial version). Unlimited licence, to be ordered separately (VJDSNRTMPC) (see page 3/30).
(5) For general conditions of manufacturer's 5 year warranty: please consult our Customer Care Centre.

Magelis iPC selection guide: page 3/10
Magelis iPC presentation: page 3/12
Separate components: page 3/30
Equivalent product table: page 3/32

Industrial PCs

Magelis™ *i*PCs certified for automation

Separate components for Magelis™ Panel PC Optimum, Universal and Performance ranges

Description	Details	Compatible with Magelis Panel PC ranges: Optimum	Universal	Performance	Reference	Weight kg
Storage disks, peripheral equipment, kits						
Hard disk	250 GB, blank	–	All models		**HMI YHDD 0250 11**	–
Flash disk with 5 year warranty *(1)*	60 GB, blank	–	All models		**HMI YSDD 0060 11**	–
Compact Flash card (SLC technology)	2 GB, blank	All models			**HMI YCF S02 11**	–
	4 GB, blank	All models			**HMI YCF S04 11**	–
	8 GB, blank	All models			**HMI YCF S08 11**	–
SD memory card	4 GB, blank, for user data	All models	–		**HMI ZSD 4G**	–
DVD-RW drive for slide-in rack *(2)*	CD-RW and DVD-RW reader/writer	–	Panel PC with 2 PCI slots		**HMI YDR DVDRW 11**	–
Slide-in adaptor for storage disk	Used to insert a hard disk or an SSD Flash disk in a slide-in rack	–	Panel PC with 2 PCI slots		**HMI YAD SLIDEIN 11**	–
DVI/VGA RGB adaptor	For connecting an RGB screen to the integrated DVI port	–	All models		**HMI YAD DVI RGB 11**	–
RAID PCI card with 2 redundant hard disks *(2)*	PCI card equipped with two 250 GB redundant hard disks	–	Panel PC with 2 PCI slots		**HMI YRAID PCI 11**	–
Hard disk for RAID PCI card	Replacement hard disk for RAID PCI card HMI YRAID PCI 11	–	Panel PC with 2 PCI slots + RAID PCI card HMI YRAID PCI 11		**HMI YRAID D0250 11**	–
Backup power supply kit	Provides an uninterruptible power supply. Includes: ■ 1 backup battery ■ 1 x 3 m cordset	–	Configured Magelis Panel PC with battery-backed power supply interface module *(3)*		**HMI YUPS KT 11**	–
Power supply filter for marine certification	Necessary for compliance with marine certification.	Panel PC HMI PWC7 D0E01	Panel PC HMI PUC● D●●●●/ PUF● D●●●●	–	**HMI YLFI MAR 11**	–
Maintenance kit for Panel PC	Includes: ■ 1 x 3-way removable connector for 24 V ⎓ power supply ■ 1 x 3-way removable connector for 100…240 V ∿ power supply ■ 2 protective covers for USB port on front panel (only on Aluminium bezel versions) ■ 10 replacement filters for fan, including: □ 5 for Magelis Panel PC with no PCI slot □ 5 for Magelis Panel PC with 2 PCI slots ■ 18 screw fasteners (Aluminium bezel) or 14 fasteners (Stainless steel bezel)	–	All models		**HMI YPMKT 11**	0.060
Captive USB protective cover	2 captive covers for USB port on front panel	All Aluminium bezel version models			**HMI YPUSB UN5 11**	0.040
Fan kit for Panel PC	For fan replacement by user	–	All models with no PCI slot		**HMI YPFKT 01**	0.250
			All models with 2 PCI slots		**HMI YPFKT 21**	0.800
Screen protection	5 protective film sheets for 10" screen	Panel PC HMI PWC5 D0E01	–		**MPC YK2 0SPS KIT**	–
	5 protective film sheets for 15" screen (Aluminium and Stainless steel bezel versions)	Panel PC HMI P●C7 D0E01	Panel PC HMI P●●7 ●●●●●		**MPC YK5 0SPS KIT**	–
	5 protective film sheets for 19" screen	–	Panel PC HMI P●●9 ●●●●●		**MPC YK9 0SPS KIT**	–
Cable for *i*Display	Extra long (10 m)	–	All models		**HMI YCAB DVI1011**	–
Software						
Vijeo Designer Run Time licence for 1 workstation	Converts the 21-day trial version of Vijeo Designer Run Time Demo to an unlimited licence	All models			**VJDSNRTMPC**	–
Licence extension Intelligent Data Service for Vijeo Designer Run Time for 1 workstation	Used to track the process variables and all operator actions, and offers visibility of the key process values	All models (requires storage capacity ⩾ 4GB)			**VJDSNTRCKV60M**	–
External Phaseo power supply						
Phaseo regulated switch mode power supply ABL 8 Rail mounting	Input voltage: 100…120 V/200…500 V∿ *(4)* Output voltage: 24 V ⎓ Power: 120 W	All models	–		**ABL 8RPS24050** *(5) (6)*	0.700
Phaseo regulated switch mode power supply ABL 4 Rail mounting	Input voltage: 100…230 V∿ *(4)* Output voltage: 24 V ⎓ Power: 120 W	All models	–		**ABL 4RSM24050** *(5) (6)*	0.500

(1) For general conditions of manufacturer's 5 year warranty: please consult our Customer Care Centre.
(2) Operating temperature details available on our website www.schneider-electric.com.
(3) For configured Magelis Panel PC see page 3/31.
(4) Single-phase connection. Phase-to-phase connection possible on certain American line supplies, please consult our Customer Care Centre.
(5) If adding a PCI card, you need to select a Phaseo power supply with a power rating suitable for the extra consumption. Please consult the "Phaseo power supply and transformer" catalogue on our website www.schneider-electric.com.
(6) To order this reference, please consult our Customer Care Centre.

Magelis *i*PC selection guide: page 3/10
Magelis *i*PC presentation: page 3/12
Equivalent product table: page 32

Configured Magelis Panel PC industrial PC

With the "configured iPC" service, Schneider Electric offers a vast number of configuration combinations for Magelis iPCs.

This service, available exclusively from our Customer Care Centre, allows users to configure a certified product suitable for specific automation applications and environments, based on Magelis Universal and Performance Panel PCs.

Our Customer Care Centre draws up:
- The complete parts list for the configured Magelis Panel PC
- Its selling price
- The complete reference (root + code which varies according to the configuration)
- A purchase order

Ordering procedure for a configured Magelis Panel PC

1. Please consult our Customer Care Centre.
2. State the reference root; this root will be completed with the variable part of the reference, once configuration is complete. The root varies depending on which Magelis Panel PC base is selected:
   - **HMI PCCW** corresponds to a configured Magelis Optimum Panel PC base, with an aluminium front panel
   - **HMI PCCV** corresponds to a configured Magelis Optimum Panel PC base, with a stainless steel front panel
   - **HMI PCCP** corresponds to a configured Magelis Universal or Performance Panel PC base, with an aluminium front panel
   - **HMI PCCT** corresponds to a configured Magelis Universal or Performance Panel PC base, with a stainless steel front panel.
3. Configure your Magelis Panel PC (see table below).
4. Confirm your order.

References

Description		Magelis Panel PC base	Reference	Weight kg
Configured Magelis Panel PC The configuration should be made up from the components below. *(1)*	Reference root to be stated to our Customer Care Centre.	Optimum, aluminium front panel bezel	**HMI PCCW** *(2)*	–
		Optimum, stainless steel front panel bezel (15" screen only)	**HMI PCCV** *(2)*	–
		Universal and Performance, aluminium front panel bezel	**HMI PCCP** *(2)*	–
		Optimum and Performance, stainless steel front panel bezel (15" screen only)	**HMI PCCT** *(2)*	–

Description	Available on Magelis Panel PC base			Reference	Weight kg
	Optimum **Processor Intel® ATOM™ Z510 (1.1 GHz) DDR2 RAM 24 V ⎓ power supply**	**Universal** **Processor Intel® ATOM™ N270 (1.6 GHz) DDR2 RAM 24 V ⎓ or 100…240 V ∿ power supply**	**Performance** **Intel® Core™ 2 Duo P8400 processor (2.26 GHz) DDR3 RAM 24 V ⎓ or 100…240 V ∿ power supply**		
LCD TFT LED touch screen 16 million colours	10.4" or 15"	15" or 19"		*(2)*	–
RAM	2 GB max. (DDR2)	3 GB max. (DDR2)	8 GB max. (DDR3)		
Peripheral storage devices	Compact Flash card 8 GB max. (SLC technology)				
	–	Up to 2 Flash disks *(3)* ≥ 60 GB (SLC technology SSD)			
	–	Up to 2 hard disks ≥ 250 GB			
Other peripheral device	–	DVD-RW drive			
PCI slot configuration	–	No PCI slot			
		1 PCI + 1 PCI Express® or 2 PCI			
Operating systems	Windows® Embedded Standard 2009				
	–	Windows® Embedded Standard 7 32-bit			
		Windows® XP PRO SP3			
		Windows® 7 Ultimate 32-bit			
		Windows® 7 Ultimate 64-bit			
Software	Vijeo Designer Run Time				
	–	Vijeo Citect			
Assembled options	–	RAID PCI card with 2 redundant hard disks			
	–	Interface module for backup power supply required for the HMI YUPS KT 11 backup power supply kit (see page 3/30)			
	–	Additional RS232C/RS422/RS485 serial link interface			
	1 or 2 Ethernet ports	2 Ethernet ports			

1) Please consult our Customer Care Centre.
(2) The reference of configured Magelis Panel PC industrial PCs is made up of a root (HMI PCCW, HMI PCCV, HMI PCCP or HMI PCCT) followed by a variable part generated during configuration.
(3) Flash disk (SSD) with manufacturer's 5 year warranty. Please consult our Customer Care Centre.

Industrial PCs

Magelis™ *i*PCs certified for automation

Equivalent product table

Old PC Panels		Replaced by Magelis Panel PC		Compatibility	
Description	**References**	**Description**	**References**	**Cut-out for flush mounting**	**Screen definition**
Magelis Smart (with Compact Flash card)		**Magelis Panel PC** (Optimum or Universal range)			
Magelis Smart 8.4" screen, 24 V ⎓	**MPC ST1 1NDJ 00T**	Magelis Optimum Panel PC 10" screen, 24 V ⎓	**HMI PWC5 D0E01**		
Magelis Smart 8.4" screen, 100…240 V ∿	**MPC ST1 1NAJ 00T**	Magelis Optimum Panel PC 10" screen, 24 V ⎓	**HMI PWC5 D0E01 + Phaseo power supply** *(1)*		
Magelis Smart 15" screen, 24 V ⎓	**HMI PSC7 DE03** **MPC ST5 2NDJ 20T**	Magelis Optimum Panel PC 15" screen, 24 V ⎓	**HMI PWC7 D0E01**		
		Magelis Optimum Panel PC 15" screen, 24 V ⎓, ATEX	**HMI PVC7 D0E01**		
			HMI PCCT *(3)*		
		Magelis Universal Panel PC 15" screen, 24 V ⎓	**HMI PUC7 D0E01**		
Magelis Smart 15" screen, 100…240 V ∿	**HMI PSC7 AE03** **MPC ST5 2NAJ 20T** **MPC ST5 2NAJ 20H**	Magelis Optimum Panel PC 15" screen, 24 V ⎓	**HMI PWC7 D0E01 + Phaseo power supply** *(1)*		
		Magelis Universal Panel PC 15" screen, 24 V ⎓	**HMI PUC7 D0E01 + Phaseo power supply** *(1)*		
Magelis Smart+ (with Flash disk)		**Magelis Panel PC** (Universal range)			
Magelis Smart+ 15" screen, 24 V ⎓	**HMI PSF7 DP03**	Magelis Universal Panel PC 15" screen, 24 V ⎓	**HMI PUF7 D0P01**		
		Magelis Universal Panel PC 15" screen, 24 V ⎓, ATEX	**HMI PTF7 D2P01**		
Magelis Smart+ 15" screen, 100…240 V ∿	**HMI PSF7 AP03**	Magelis Universal Panel PC 15" screen, 100…240 V ∿	**HMI PUF7 A0P01**		
		Magelis Universal Panel PC 15" screen, 100…240 V ∿, ATEX	**HMI PCCT***(3)*		
Magelis Smart+ 15" screen, 100…240 V ∿ Vijeo Citect Lite 1200 I/O	**HMI PSF7 APL3** *(2)*	Magelis Universal Panel PC 15" screen, 24 V ⎓ Vijeo Citect Lite 1200 I/O	**HMI PUF7 D0PL1** *(2)*		
		Magelis Universal Panel PC 15" screen, 100…240 V ∿, ATEX	**HMI PCCT** *(3)*		
Magelis Smart+ 15" screen, 100…240 V ∿ Vijeo Citect Full 500 I/O	**HMI PSF7 APF3**	Magelis Universal Panel PC 15" screen, 100…240 V ∿ Vijeo Citect Full 500 I/O	**HMI PUF7 A2PF1**		
		Magelis Universal Panel PC 15" screen, 100…240 V ∿, ATEX	**HMI PCCT***(3)*		
Magelis Compact *i*PC - General Purpose (with hard disk)		**Magelis Panel PC** (Universal range)			
Magelis Compact *i*PC - General Purpose 15" screen, 24 V ⎓	**MPC KT5 5NDX 20N**	Magelis Universal Panel PC 15" screen, 24 V ⎓	**HMI PUH7 D2P01**		
		Magelis Universal Panel PC 15" screen, 24 V ⎓, ATEX	**HMI PTH7 D2P01**		
Magelis Compact *i*PC General Purpose - 15" screen, 100…240 V ∿	**MPC KT5 5NAX 20N**	Magelis Universal Panel PC 15" screen, 100…240 V ∿	**HMI PUH7 A2P01**		
Magelis Compact *i*PC - Heavy Duty (with Flash disk)		**Magelis Panel PC** (Universal range)			
Magelis Compact *i*PC - Heavy Duty 15" screen, 100…240 V ∿	**MPC KT5 5MAX 20N**	Magelis Universal Panel PC 15" screen, 100…240 V ∿	**HMI PUF7 A2P01**		
Magelis Compact *i*PC - Heavy Duty 15" screen, 100…240 V ∿ Vijeo Citect Lite 1200 I/O	**MPC KT5 5MAX 20L**	Magelis Universal Panel PC 15" screen, 100…240 V ∿ Vijeo Citect Full 500 I/O	**HMI PUF7 A2PF1**		
		Configured Magelis Panel PC Universal Panel PC base with: ■ 15" screen, 100…240 V ∿ ■ Vijeo Citect Lite 1200 I/O	**HMI PCCP** *(3)*		
Magelis Compact *i*PC - Heavy Duty 15" screen, 100…240 V ∿ Vijeo Citect Full 500 I/O	**MPC KT5 5MAX 20V**	Magelis Universal Panel PC 15" screen, 100…240 V ∿ Vijeo Citect Full 500 I/O	**HMI PUF7A2PF1**		

Cut-out or screen definition	Identical	
	Different	

(1) ABL 8RPS24050 or ABL 4RSM24050 Phaseo power supply (see page 3/30).
(2) Correspondence between different power supplies: 100…240 V ∿/24 V ⎓ .
(3) Made-to-order configuration (see page 3/31).

Magelis *i*PC selection guide: page 3/10
Magelis *i*PC presentation: page 3/12
Magelis Panel PC: pages 3/16 and 3/22
Magelis BOX PC: page 3/36
Magelis *i*Display: page 3/46

Industrial PCs

Magelis™ *i*PCs certified for automation

Equivalent product table

Old Front Panels + Flex PC BOX		Replaced by Magelis *i*PC		Compatibility	
Description	**References**	**Description**	**References** *(1)*	**Cut-out for flush mounting**	**Screen definition**
Front Panels + Magelis Flex PC BOX		**Magelis Panel PC or Magelis *i*Display + Magelis BOX PC**			
Front Panel with 12" touch screen and keypad + Magelis Flex PC BOX 24 V ⎓ or100…240 V ∿ *(2)*	**MPC YB2 0NNN 00N** **+** **MPC F/H●● ●●●● ●●●**	Magelis Optimum/Universal/ Performance Panel PC 15" touch screen, 24 V ⎓ or 100…240 V ∿	**HMI P●●7 ●●●●●** *(3)*		
		Magelis *i*Display with 15" screen, 100…240 V ∿ + Magelis Universal/Performance BOX PC, 24 V ⎓	**MPC YT5 0NAN 00N** *(3)* **+** **HMI B●●● ●●●●●** *(4)*		
		Magelis *i*Display with 15" screen, 24 V ⎓ + Magelis Universal/Performance BOX PC, 24 V ⎓	**HMI DID7 DT0** *(3)* **+** **HMI B●●● ●●●●●** *(4)*		
		Magelis *i*Display with 15" screen and keypad, 100…240 V ∿ + Magelis Universal/Performance BOX PC, 24 V ⎓	**MPC NB5 0NAN 00N** **+** **HMI B●●● ●●●●●** *(4)*		
Front Panel with 15" touch screen + Magelis Flex PC BOX 24 V ⎓ or 100…240 V ∿ *(2)*	**MPC YT5 0NNN 00N** **+** **MPC F/H●● ●●●● ●●●**	Magelis Optimum/Universal/ Performance Panel PC 15" touch screen, 24 V ⎓ or 100…240 V ∿	**HMI P●●7 ●●●●●**		
		Magelis *i*Display with 15" screen, 100…240 V ∿ + Magelis Universal/Performance BOX PC, 24 V ⎓	**MPC YT5 0NAN 00N** **+** **HMI B●●● ●●●●●** *(4)*		
		Magelis *i*Display with 15" screen, 24 V ⎓ + Magelis Universal/Performance BOX PC, 24 V ⎓	**HMI DID7 DT0** **+** **HMI B●●● ●●●●●** *(4)*		
Front Panel with 15" touch screen and keypad + Magelis Flex PC BOX 24 V ⎓ or 100…240 V ∿ *(2)*	**MPC YB5 0NNN 00N** **+** **MPC F/H●● ●●●● ●●●**	Magelis *i*Display with 15" screen and keypad, 100…240 V ∿ + Magelis Universal/Performance BOX PC, 24 V ⎓	**MPC NB5 0NAN 00N** **+** **HMI B●●● ●●●●●** *(4)*		
Front Panel with 19" touch screen + Magelis Flex PC BOX 24 V ⎓ or 100…240 V ∿ *(2)*	**MPC YT9 0NNN 00N** **+** **MPC F/H●● ●●●● ●●●**	Magelis Universal/Performance Panel PC 19" touch screen, 24 V ⎓ or 100…240 V ∿	**HMI P●●9 ●●●●●**		
		Magelis *i*Display with 19" screen, 100…240 V ∿ + Magelis Universal/Performance BOX PC, 24 V ⎓	**MPC YT9 0NAN 00N** **+** **HMI B●●● ●●●●●** *(4)*		

Cut-out or screen definition	Identical	
	Different	

(1) Complete references: Magelis Panel, see pages 3/17, 3/26 or 3/28 / Magelis iDisplay, see page 3/47 / Magelis BOX PC, see page 3/40.
(2) Power provided by the Magelis Flex PC BOX CPU; the type of power supply depends on the CPU model.
(3) Correspondence between different screen functions: touch screen + keypad/touch screen.
(4) Correspondence between possibly different power supplies: 100…240 V ∿/24 V ⎓.

Industrial PCs

Magelis™ iPCs certified for automation
Magelis™ BOX PC
Universal and Performance ranges

Type		**Universal range - 1 PCI slot**		
Industrial environments		**Maintenance-free**		**Standard**

Fanless		★★★★★	★★★★★	★★★★★
Diskless		★★★★★	★★★★★	–
CPU *(1)*	Processor	Intel® ATOM™ N270 (1.6 GHz)		
	PCI slot	1 PCI		
	Storage	Compact Flash card ≥ 4 GB (SLC technology)	Flash disk ≥ 60 GB with 5 year warranty *(3)*	Hard disk ≥ 250 GB
	RAM *(2)*	1 GB	HMI BUFN D1PF1: 2 GB HMI BUFN D1P01: 1 GB	1 GB
	Integrated DVD-RW drive	–		
	Slide-in rack for peripheral device	1 x slide-in compact rack for storage disk	1 x slide-in compact rack for storage disk (Flash disk or hard disk included)	
	Integrated ports	2 x Ethernet 10/100/1000 Mbps		
		1 x USB 2.0 (1 A) on the front panel + 4 x USB 2.0 (0.5 and 1 A) at the top		
		2 x RS232C		
		1 x DVI (VGA RGB adaptor, optional)		
	Optional ports	1 x RS232C/RS422/RS485		
	Optional RAID PCI card	RAID PCI card with 2 redundant hard disks		
Operating system		Windows® Embedded Standard 2009	Windows® XP Professional SP3	
Supply voltage	Voltage	24 V ⎓ (± 25%) *(4)*		
	Current (excluding PCI card)	Nominal current 6 A. Typical inrush current 7 A, 50 A < 300 µs		
Mounting		Vertical, at the back of the enclosure (“book” format) or flat (requiring fan kit HMI YBFKT 11)		
Overall dimensions (W x H x D in mm)		82 x 270 x 251		
Temperature	during operation	Conforming to IEC 61132-2, UL 508: 0…50°C (mounted vertically) or 0…45°C (mounted flat)		
Vibration resistance during operation	Continuous	1.75 mm amplitude from 2…9 Hz, 0.5 g from 9…200Hz *(5)*		0.125 g from 5...100 Hz
	Non-continuous	3.5 mm amplitude from 2…9 Hz, 1 g from 9…200Hz *(5)*		0.250 g from 5...100 Hz
	Merchant navy IACS E10	1 mm amplitude from 5…13.2 Hz, 0.7 g from 13.2…100Hz, 90 minutes endurance		–
Shock resistance	During operation	15 g/11 ms conforming to IEC 60068-2-27 test Ea		
Standards and certifications		CE, cULus (UL 508, CSA 22.2 n°142), cULus Haz Loc Class I Div 2 (ANSI/ISA 12.12.01, UL 1604, CSA 22.2 n°213), ATEX II 3 Dust zone 22, C-Tick, GOST		
Marine certification	Germanischer Lloyd (Bridge Class)	With power supply filter HMI YLFI MAR11		–
Compatible screens		The whole range of Magelis iDisplay screens (see page 3/44)		
Software	Vijeo Designer Run Time Demo	Vijeo Designer Run Time Demo (21-day trial version). Unlimited licence, to be ordered separately (VJDSNRTMPC)		
References	Vijeo Designer Run Time Demo Vijeo Citect Full 500 I/O	–	HMI BUFN D1PF1	–
	Vijeo Designer Run Time Demo	HMI BUCN D1E01	HMI BUFN D1P01	HMI BUHN D1P01
Pages		3/40		
Made-to-order configuration		See configured Magelis BOX PC on page 3/42		

(1) Memory capacity not user-expandable; increased capacity available in made-to-order configuration (see page 3/42).
(2) For other available options (interface for backup battery, etc.) in made-to-order configuration, see pages 3/41 and 3/42.
(3) For general conditions of manufacturer's 5 year warranty: please consult our Customer Care Centre.

Universal range - 2 PCI slots		Performance range - 2 PCI slots		Performance range - 5 PCI slots	
Maintenance-free	**Standard**	**Harsh**	**Standard**	**Harsh**	**Standard**
★★★★★	★★★★★	–	–	–	–
★★★★★	–	★★★★★	–	★★★★★	–
Intel® ATOM™ N270 (1.6 GHz)		Intel® Core™ 2 Duo P8400 (2.26 GHz) + Intel® GM45 chipset			
2 (1 PCI + 1 PCI Express®)				5 (2 PCI + 3 PCI Express®)	
Flash disk ≥ 60 GB with 5 year warranty *(3)*	Hard disk ≥ 250 GB	Flash disk ≥ 60 GB with 5 year warranty *(3)*	Hard disk ≥ 250 GB	Flash disk ≥ 60 GB with 5 year warranty *(3)*	Hard disk ≥ 250 GB
HMI BUFN D2PF1: 2 GB HMI BUFN D2P01: 1 GB	1 GB	HMI BPFD D27F1: 4 GB HMI BPFD D2701: 2 GB	2 GB	HMI BPFD D57F1: 4 GB HMI BPFD D5701: 2 GB	2 GB
1					
1 x slide-in compact rack for storage disk (Flash disk or hard disk included) 1 x slide-in rack for DVD-RW drive (included) or storage disk via adaptor (optional)				1 x slide-in compact rack for storage disk (Flash disk or hard disk included) 1 x slide-in rack for DVD-RW drive (supplied) 1 x slide-in rack for storage disk via adaptor (optional)	
2 x Ethernet 10/100/1000 Mbps					
1 x USB 2.0 (1 A) on the front panel + 4 x USB 2.0 (0.5 and 1 A) at the top					
2 x RS232C					
1 x DVI (VGA RGB adaptor, optional)					
1 x RS232C/RS422/RS485, 1 x DVI					
RAID PCI card with 2 redundant hard disks					
Windows® XP Professional SP3		Windows® 7 Ultimate 64-bit			
24 V ⎓ (± 25%) *(4)*					
Nominal current 6 A. Typical inrush current 7 A, 50 A < 300 µs					
Vertical, at the back of the enclosure ("book" format) or flat (requiring fan kit HMI YBFKT 21, for BOX PC HMI BU●N D2P●1)					
121 x 270 x 251		136 x 270 x 251		217 x 270 x 251	
Conforming to IEC 61132-2, UL 508: 0…50°C (mounted vertically) or 0…45°C (mounted flat)					
1.75 mm amplitude from 2…9 Hz, 0.5 g from 9…200Hz *(5)*	0.125 g from 5...100 Hz	1.75 mm amplitude from 2…9 Hz, 0.5 g from 9…200Hz *(5)*	0.125 g from 5...100 Hz	1.75 mm amplitude from 2…9 Hz, 0.5 g from 9…200Hz *(5)*	0.125 g from 5...100 Hz
3.5 mm amplitude from 2…9 Hz, 1 g from 9…200Hz *(5)*	0.250 g from 5...100 Hz	3.5 mm amplitude from 2…9 Hz, 1 g from 9…200Hz *(5)*	0.250 g from 5...100 Hz	3.5 mm amplitude from 2…9 Hz, 1 g from 9…200Hz *(5)*	0.250 g from 5...100 Hz
1 mm from 5…13.2 Hz, 0.7 g from 13.2…100Hz, 90 minutes endurance	–				
15 g/11 ms conforming to IEC 60068-2-27 test Ea					
CE, cULus (UL 508, CSA 22.2 n°142), cULus Haz Loc Class I Div 2 (ANSI/ISA 12.12.01, UL 1604, CSA 22.2 n°213), ATEX II 3 Dust zone 22, C-Tick, GOST					
With power supply filter HMI YLFI MAR11	–				
The whole range of Magelis *i*Display screens (see page 3/44)					
Vijeo Designer Run Time Demo (21-day trial version). Unlimited licence, to be ordered separately (VJDSNRTMPC)					
HMI BUFN D2PF1	**–**	**HMI BPFD D27F1**	**–**	**HMI BPFD D57F1**	**–**
HMI BUFN D2P01	**HMI BUHN D2P01**	**HMI BPFD D2701**	**HMI BPHD D2701**	**HMI BPFD D5701**	**HMI BPHD D5701**
3/40					
See configured Magelis BOX PC on page 3/42					

(4) For an ∼ supply voltage, an external Phaseo power supply can be used (see page 3/41).
(5) Conforming to IEC 60068-2-6 Fc.

Industrial PCs

Magelis™ *i*PCs certified for automation
Magelis™ BOX PC
Universal and Performance ranges

PF110300

Universal BOX PC
1 PCI

PF110301

Universal BOX PC/Performance BOX PC
1 PCI + 1 PCI Express®

PF110302

Performance BOX PC
2 PCI + 3 PCI Express®

Presentation

The Magelis BOX PC industrial PC offer includes products that are rugged and certified for automation applications.
With its Universal (1 or 2 PCI slots) and Performance (2 or 5 PCI slots) ranges, this Magelis BOX PC offer is suitable for all types of use that do not require an integrated screen:

- In a maintenance-free environment: Fanless Magelis BOX PC (unaffected by dust, no filters to clean, etc.) and without any rotating parts such as a hard disk. Data storage on Compact Flash card or on Flash disk offers good resistance to vibration and long life.
- In a harsh environment: Magelis BOX PC without hard disk
- In a standard environment: Magelis BOX PC with hard disk

In addition to the referenced offer, the flexibility offered by the modular design allows made-to-order configuration of the Magelis BOX PC (see page 3/42).

This offer is compatible with Magelis *i*Display screens (see page 3/44).

Overview of the range

Universal Magelis BOX PC range *(1) (2)*

The Universal BOX PC range is equipped with the fanless Intel® ATOM™ N270 processor (1.6 GHz) and DDR2 RAM *(3)*.
It is specifically for the following environments:

- "Maintenance-free" (fanless, with solid-state storage disk):
  - HMI BUCN D1E01:
    - 1 PCI slot/Compact Flash card/Windows® Embedded Standard 2009, etc.
  - HMI BUFN D1P01 and HMI BUFN D1 PF1:
    - 1 PCI slot, Flash disk, Windows® XP Professional SP3, etc.
  - HMI BUFN D2P01 and HMI BUFN D2 PF1:
    - 1 PCI + 1 PCI Express® slot/Flash disk/Windows® XP Professional SP3, etc.
- Standard industrial environments (with hard disk):
  - HMI BUHN D1P01:
    - 1 PCI slot/hard disk/Windows® XP Professional SP3, etc.
  - HMI BUHN D2P01:
    - 1 PCI + 1 PCI Express® slot/hard disk/Windows® XP Professional SP3, etc.

Performance Magelis BOX PC range *(1) (2)*

The Performance BOX PC range is equipped with the Intel® Core™ 2 Duo P8400 processor (2.26 GHz) + Intel® GM45 chipset and DDR3 RAM *(3)*.
It is specifically for the following environments:

- Harsh industrial environments (with solid-state storage disk):
  - HMI BPFD D2701 and HMI BPFD D27F1:
    - 1 PCI + 1 PCI Express® /Flash disk/Windows® 7 Ultimate 64-bit, etc.
  - HMI BPFD D5701 and HMI BPFD D57F1:
    - 2 PCI + 3 PCI Express® /Flash disk/Windows® 7 Ultimate 64-bit, etc.
- Standard industrial environments (with hard disk):
  - HMI BPHD D2701:
    - 1 PCI + 1 PCI Express® /hard disk/Windows® 7 Ultimate 64-bit, etc.
  - HMI BPHD D5701:
    - 2 PCI + 3 PCI Express® /hard disk/Windows® 7 Ultimate 64-bit, etc.

(1) Types of PCI slot: Half-format PCI 2.2 and half-format PCI Express® (1x for Magelis BOX PC 1 or 5 slots, 4x for Magelis BOX PC 2 slots).
(2) For description, see pages 3/38 and 3/39.
(3) Not user-expandable; increased capacity available in made-to-order configuration (see page 3/42).

Magelis *i*PC selection guide: page 3/10
Magelis *i*PC presentation: page 3/12
Separate components: page 3/41
Equivalent product table: page 3/43
Magelis *i*Display: page 3/46

Presentation (continued)

Overview of the range (continued)

Made-to-order Magelis BOX PC range *(1)*

On Universal and Performance Magelis BOX PC bases, it is possible to customize the CPU by selecting:
- The capacity of the Compact Flash card and the RAM
- The number of PCI and PCI Express® slots
- The operating system and dedicated HMI software
- Additional assembled options: PCI RAID card with 2 redundant hard disks *(2)*, battery-backed power supply interface module, etc.

For this HMI PCCB1 offer see page 3/42.

(1) Types of PCI slot: Half-format PCI 2.2 and half-format PCI Express® (1x for Magelis BOX PC 1 or 5 slots, 4x for Magelis BOX PC 2 slots).
(2) Operating temperature details available on our website www.schneider-electric.com.

Industrial PCs

Magelis™ iPCs certified for automation
Magelis™ BOX PC
Universal and Performance ranges



Front panel of Magelis BOX PC, door open
1 PCI slot



Top panel of Magelis BOX PC
1 PCI slot



Front panel of Magelis BOX PC, door open
2 PCI slots

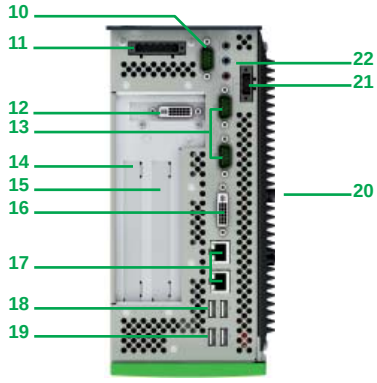

Top panel of Magelis BOX PC
2 PCI slots

Description

Universal Magelis BOX PC CPUs, 1 PCI slot

Front panel, door open

1 2 pushbuttons: 1 for the power supply and 1 for resetting
2 4 status and power supply LEDs, also visible with the front panel door closed
3 Battery
4 USB 2.0 port (1 A max.)
5 Identification (reference, serial number, etc.)
6 Slot for Compact Flash card:
- With Compact Flash (SLC technology) ⩾ 4GB (BOX PC **HMI BUCN D1E01**)
- Free slot (BOX PC **HMI BUFN D1P●1,** BOX PC **HMI BUHN D1P01**)

7 Slide-in compact rack:
- Free slot (BOX PC **HMI BUCN D1E01**)
- With Flash disk *(1)* (SLC technology SSD) ⩾ 60 GB (BOX PC **HMI BUFN D1P●1**)
- With hard disk ⩾ 250 GB (BOX PC **HMI BUHN D1P01**)

Top panel

8 Free slot for additional RS232C/RS422/RS485 serial link interface (**HMI YBIN SL 11**) *(2)*
9 Free slot for battery-backed power supply interface module *(3)*
10 2 RS232C ports
11 Half-format PCI 2.2 slot
12 DVI port - RGB connection with adaptor (**HMI YAD DVI RGB 11**) *(2)*
13 2 Ethernet 10/100/1000 Mbps ports
14 2 USB 2.0 ports (0.5 A max.)
15 2 USB 2.0 ports (1 A max.)
16 Heat sink *(4)*
17 Connector for the CPU 24 V ⎓/6 A power supply *(5)*
18 Micro input, line input/line output

Universal and Performance Magelis BOX PC CPUs, 2 PCI slots

Front panel, door open

1 2 pushbuttons: 1 for the power supply and 1 for resetting
2 4 status and power supply LEDs, also visible with the front panel door closed
3 Battery
4 USB 2.0 port (1 A max.)
5 Identification (reference, serial number, etc.)
6 Free slot for Compact Flash card
7 Slide-in compact rack:
- With Flash disk *(1)* (SLC technology SSD) ⩾ 60 GB (BOX PC **HMI B●F● D2●●1**)
- With hard disk ⩾ 250 GB (BOX PC **HMI B●H● D2●01**)

8 Slide-in rack with the DVD-RW drive included *(6)*. Can be used for an additional storage disk with adaptor (**HMI YAD SLIDEIN 11**) *(2)*
9 Access to the fan filters *(7)* (BOX PC **HMI BP●D D●7●1**)

Top panel

10 Free slot for additional RS232C/RS422/RS485 serial link interface (**HMI YBIN SL 11**) *(2)*
11 Free slot for battery-backed power supply interface module *(3)*
12 Free slot for additional DVI interface (**HMI YIN DVI RGB 11**) *(2)*
13 2 RS232C ports
14 Half-format PCI Express® 4x slot
15 Half-format PCI 2.2 slot
16 DVI port - RGB connection with adaptor (**HMI YAD DVI RGB 11**) *(2)*
17 *2 Ethernet 10/100/1000 Mbps ports*
18 *2 USB 2.0 ports (0.5 A max.)*
19 *2 USB 2.0 ports (1 A max.)*
20 *Heat sink (4)*
21 Connector for the CPU 24 V ⎓/6 A power supply *(5)*
22 Micro input, line input/line output

(1) Flash disk (SSD) with manufacturer's 5 year warranty. Please consult our Customer Care Centre.
(2) To be ordered separately (see page 3/41).
(3) To be ordered separately in made-to-order configuration (see page 3/42).
(4) For installation, please refer to the "product data sheet" on our website www.schneider-electric.com.
(5) Consumption excluding additional PCI card. For an ∼ supply voltage, an external Phaseo power supply can be used (see page 3/41).
(6) Operating temperature details available on our website www.schneider-electric.com.
(7) Fans can be replaced by the user using the BOX PC fan kit (to be ordered separately, see page 3/41).



Front panel of Magelis BOX PC, door open
5 PCI slots



Top panel of Magelis BOX PC
5 PCI slots

Description (continued)

Performance Magelis BOX PC CPUs, 5 PCI slots

Front panel, door open

1 2 pushbuttons: 1 for the power supply and 1 for resetting
2 4 status and power supply LEDs, also visible with the front panel door closed
3 Battery
4 USB 2.0 port (1 A max.)
5 Identification (reference, serial number, etc.)
6 Free slot for Compact Flash card
7 Slide-in compact rack:
- With Flash disk *(1)* (SLC technology SSD) ⩾ 60 GB (BOX PC **HMI BPFD D57●1**)
- With hard disk ⩾ 250 GB (BOX PC **HMI BPHD D5701**)

8 Slide-in rack with the DVD-RW drive included *(2)*
9 Slide-in rack for additional storage disk with adaptor (**HMI YAD SLIDEIN 11**) *(3)*
10 Access to the fan filters *(4)*

Top panel

11 Free slot for additional RS232C/RS422/RS485 serial link interface (**HMI YBIN SL 11**) *(3)*
12 Free slot for battery-backed power supply interface module *(5)*
13 Free slot for additional DVI interface (**HMI YIN DVI RGB 11**) *(3)*
14 2 RS232C ports
15 3 half-format PCI Express® 1x slots
16 2 half-format PCI 2.2 slots
17 DVI port - RGB connection with adaptor (**HMI YAD DVI RGB 11**) *(2)*
18 *2 Ethernet 10/100/1000 Mbps ports*
19 *2 USB 2.0 ports (0.5 A max.)*
20 *2 USB 2.0 ports (1 A max.)*
21 *Heat sink (6)*
22 Connector for the CPU 24 V ⎓/6 A power supply *(7)*
23 Micro input, line input/line output

(1) Flash disk (SSD) with manufacturer's 5 year warranty. Please consult our Customer Care Centre.
(2)Operating temperature details available on our website www.schneider-electric.com.
(3) To be ordered separately (see page 3/41).
(4) Fans can be replaced by the user using the BOX PC fan kit (to be ordered separately, see page 3/41).
(5) To be ordered separately in made-to-order configuration (see page 3/42).
(6) Refer to the installation precautions available on our website www.schneider-electric.com.
(7) Consumption excluding additional PCI card. For an ∿ supply voltage, an external Phaseo power supply can be used (see page 3/41).

Industrial PCs

Magelis™ *i*PCs certified for automation
Magelis™ BOX PC
Universal and Performance ranges

PF110300

HMI BU●N D1●●1

Universal Magelis BOX PC, 1 or 2 PCI slots

(Intel® ATOM™ N270 processor (1.6 GHz)/DDR2 RAM/24 V ⎓ supply voltage) *(1)*

PCI slot	Operating system	Software	Storage disk	DDR2 RAM *(5)*	Reference	Weight kg
For maintenance-free environment						
1 PCI	Windows® Embedded Standard 2009 *(2)*	Vijeo Designer RT Demo *(3)*	Compact Flash ≥ 4 GB	1 GB	**HMI BUCN D1E01**	4.000
	Windows® XP Professional SP3	Vijeo Designer RT Demo *(3)*	Flash disk ≥ 60 GB with 5 year warranty *(4)*	1 GB	**HMI BUFN D1P01**	4.000
		Vijeo Designer RT Demo *(3)* Vijeo Citect Full 500 I/O	Flash disk ≥ 60 GB with 5 year warranty *(4)*	2 GB	**HMI BUFN D1PF1**	4.000
1 PCI + 1 PCI Express®	Windows® XP Professional SP3	Vijeo Designer RT Demo *(3)*	Flash disk ≥ 60 GB with 5 year warranty *(4)*	1 GB	**HMI BUFN D2P01**	5.000
		Vijeo Designer RT Demo *(3)* Vijeo Citect Full 500 I/O	Flash disk ≥ 60 GB with 5 year warranty *(4)*	2 GB	**HMI BUFN D2PF1**	5.000
For standard industrial environment						
1 PCI	Windows® XP Professional SP3	Vijeo Designer RT Demo *(3)*	Hard disk ≥ 250 GB	1 GB	**HMI BUHN D1P01**	4,000
1 PCI + 1 PCI Express®	Windows® XP Professional SP3	Vijeo Designer RT Demo *(3)*	Hard disk ≥ 250 GB	1 GB	**HMI BUHN D2P01**	5.000

PF110301

HMI BU●N D2P●1
HMI BP●D D27●1

Performance Magelis BOX PC, 2 or 5 PCI slots

(Intel® Core™ 2 Duo P8400 processor (2.26 GHz) / DDR3 RAM / 24 V ⎓ supply voltage) *(1)*

PCI slot	Operating system	Software	Storage disk	DDR3 RAM *(5)*	Reference	Weight kg
For standard industrial environment						
1 PCI + 1 PCI Express®	Windows® 7 Ultimate 64-bit	Vijeo Designer RT Demo *(3)*	Hard disk ≥ 250 GB	2 GB	**HMI BPHD D2701**	6.000
2 PCI + 3 PCI Express®	Windows® 7 Ultimate 64-bit	Vijeo Designer RT Demo *(3)*	Hard disk ≥ 250 GB	2 GB	**HMI BPHD D5701**	7.000
For harsh industrial environment						
1 PCI + 1 PCI Express®	Windows® 7 Ultimate 64-bit	Vijeo Designer RT Demo *(3)*	Flash disk ≥ 60 GB with 5 year warranty *(4)*	2 GB	**HMI BPFD D2701**	6,000
		Vijeo Designer RT Demo *(3)* Vijeo Citect Full 500 I/O	Flash disk ≥ 60 GB with 5 year warranty *(4)*	4 GB	**HMI BPFD D27F1**	6,000
2 PCI + 3 PCI Express®	Windows® 7 Ultimate 64-bit	Vijeo Designer RT Demo *(3)*	Flash disk ≥ 60 GB with 5 year warranty *(4)*	2 GB	**HMI BPFD D5701**	7.000
		Vijeo Designer RT Demo *(3)* Vijeo Citect Full 500 I/O	Flash disk ≥ 60 GB with 5 year warranty *(4)*	4 GB	**HMI BPFD D57F1**	7.000

PF110302

HMI BP●D D57●1

(1) For an ∿ supply voltage, an external Phaseo power supply can be used (see page 3/41).
(2) Windows® Embedded Standard 2009 supplied in 9 languages (English, French, German, Italian, Portuguese, Spanish, Swedish, Chinese, Russian). Also includes:
- *Acrobat Reader, Word/Excel/Power Point Viewer*
- *Framework.Net 3.5*
- *Web browser*
- *Vijeo Citect Web Client*
- *Vijeo Designer Run Time Demo (3)*

(3) Vijeo Designer RT (Run Time) Demo (21-day trial version). Unlimited licence, to be ordered separately (VJDSNRTMPC) (see page 3/41).
(4) For general conditions of manufacturer's 5 year warranty: please consult our Customer Care Centre.
(5) Memory capacity not user-expandable; increased capacity available in made-to-order configuration (see page 3/42).

Industrial PCs

Magelis™ iPCs certified for automation
Magelis™ BOX PC
Separate components

Separate components

Description	Details	Compatible with Magelis BOX PC ranges: Universal	Performance	Reference	Weight kg
Storage disks, peripheral equipment, kits					
Hard disk	250 GB, blank	All models		**HMI YHDD 0250 11**	–
Flash disk with 5 year warranty *(1)*	60 GB, blank	All models		**HMI YSDD 0060 11**	–
Compact Flash card (SLC technology)	2 GB, blank	All models		**HMI YCF S02 11**	–
	4 GB, blank	All models		**HMI YCF S04 11**	–
	8 GB, blank	All models		**HMI YCF S08 11**	–
DVD-RW drive for slide-in rack *(2)*	CD-RW and DVD-RW reader/writer	BOX PC, 2 PCI and 5 PCI slots		**HMI YDR DVDRW 11**	–
Slide-in adaptor for storage disk	Used to insert a hard disk or an SSD Flash disk in a slide-in rack	BOX PC, 2 PCI and 5 PCI slots		**HMI YAD SLIDEIN 11**	–
Additional DVI interface	Provides a second DVI interface	BOX PC, 2 PCI and 5 PCI slots		**HMI YIN DVI RGB 11**	–
DVI/VGA RGB adaptor	For connecting an RGB screen to the integrated DVI port	All models		**HMI YAD DVI RGB 11**	–
RAID PCI card with 2 redundant hard disks *(2)*	PCI card equipped with two 250 GB redundant hard disks	All models		**HMI YRAID PCI 11**	–
Hard disk for RAID PCI card	Replacement hard disk for RAID PCI card HMI YRAID PCI 11	BOX PC + RAID PCI card HMI YRAID PCI 11		**HMI YRAID D0250 11**	–
Additional serial link interface	RS232C/RS422/RS485 serial link	All models		**HMI YBIN SL 11**	–
Backup power supply kit	Provides an uninterruptible power supply. Includes: ■ 1 backup battery ■ 1 x 3 m cordset	Magelis BOX PC configured with battery-backed power supply interface module *(3)*		**HMI YUPS KT 11**	–
Power supply filter for marine certification	Necessary for compliance with marine certification.	BOX PC: HMI BUCN D1E01 and HMI BUFN D●P●1	–	**HMI YLFI MAR 11**	–
Maintenance kit for BOX PC	Includes: ■ 1 x 3-way removable connector for 24 V ⎓ power supply ■ 15 replacement filters for fan, including: □ 5 for Magelis BOX PC - 1 PCI □ 5 for Magelis BOX PC - 2 PCI □ 5 for Magelis BOX PC - 5 PCI	All models		**HMI YBMKT 11**	–
Fan kit for BOX PC	Enables: ■ Replacement of fans by the user ■ Flat mounting of fanless Magelis BOX PC *(4)*	BOX PC, 1 PCI		**HMI YBFKT 11**	–
		BOX PC, 2 PCI		**HMI YBFKT 21**	–
		BOX PC, 5 PCI		**HMI YBFKT 51**	–
Software					
Vijeo Designer Run Time licence for 1 workstation	Converts the 21-day trial version of Vijeo Designer Run Time Demo to an unlimited licence.	All models		**VJDSNRTMPC**	–
Intelligent Data Service licence extension for Vijeo Designer Run Time for 1 workstation	Used to track the process variables and all operator actions, and offers visibility of the key process values	All models (requires storage capacity ≥ 4 GB)		**VJDSNTRCKV60M**	–
External Phaseo power supply					
Phaseo regulated switch mode power supply ABL 8 Rail mounting	Input voltage: 100…120 V/200…500 V∿ *(5)* Output voltage: 24 V ⎓ Power: 120 W	All models		**ABL 8RPS24050** *(6) (7)*	0.700
Phaseo regulated switch mode power supply ABL 4 Rail mounting	Input voltage: 100…230 V ∿ *(5)* Output voltage: 24 V ⎓ Power: 120 W	All models		**ABL 4RSM24050** *(6) (7)*	0.500

(1) For general conditions of manufacturer's 5 year warranty: please consult our Customer Care Centre.
(2) Operating temperature details available on our website www.schneider-electric.com.
(3) For configured Magelis BOX PC see page 3/42.
(4) Operating temperature for flat mounting: 0…45°C (see pages 3/34 and 3/35).
(5) Single-phase connection. Phase-to-phase connection possible on certain American line supplies, please consult our Customer Care Centre.
(6) If adding a PCI card, you need to select a Phaseo power supply with a power rating suitable for the extra consumption. Please consult the "Phaseo power supply and transformer" catalogue on our website www.schneider-electric.com.
(7) To order this reference, please consult our Customer Care Centre.

Configured Magelis BOX PC industrial PC

With the "configured iPC" service, Schneider Electric offers a vast number of configuration combinations for Magelis iPCs.

This service, available exclusively from our Customer Care Centre, allows users to configure a certified product suitable for specific automation applications and environments, based on Universal and Performance Magelis BOX PCs.

Our Customer Care Centre draws up:
- The complete parts list for the configured Magelis BOX PC
- Its selling price
- The complete reference (root + code which varies according to the configuration)
- A purchase order

Ordering procedure for a configured Magelis BOX PC

1. Please consult our Customer Care Centre.
2. State the reference root **HMI PCCB1** corresponding to a request for a configured Magelis BOX PC. It will be completed with the variable part of the reference, once configuration is complete.
3. Configure your Magelis BOX PC (see table below).
4. Confirm your order.

References

Description		Reference	Weight kg
Configured Magelis BOX PC *(1)*	Reference root to be stated to our Customer Care Centre. The configuration should be made up from the components below.	**HMI PCCB1** *(2)*	–

Description	Available on Magelis BOX PC base		Reference	Weight kg
	Universal **Processor Intel® ATOM™ N270 (1.6 GHz) DDR2 RAM Supply voltage 24 V ⎓ supply voltage**	**Performance** **Intel® Core™ 2 Duo P8400 processor (2.26 GHz) DDR3 RAM 24 V ⎓ supply voltage**		
RAM	3 GB max. (DDR2)	8 GB max. (DDR3)	*(2)*	–
Peripheral storage devices	Compact Flash card 8 GB max. (SLC technology)			
	Up to 2 Flash disks ≥ 60 GB with 5 year warranty *(3)*			
	Up to 2 hard disks ≥ 250 GB			
Other peripheral device	DVD-RW drive			
PCI slot configuration	1 PCI or 1 PCI Express®			
	1 PCI + 1 PCI Express® or 2 PCI			
	2 PCI + 3 PCI Express® or 4 PCI + 1 PCI Express®			
Operating systems	Windows® Embedded Standard 2009			
	Windows® Embedded Standard 7 32-bit			
	Windows® XP PRO SP3			
	Windows® 7 Ultimate 32-bit			
	Windows® 7 Ultimate 64-bit			
Software	Vijeo Designer Run Time			
	Vijeo Citect			
Assembled options	RAID PCI card with 2 redundant hard disks			
	Interface module for backup power supply required for the HMI YUPS KT 11 backup power supply kit (see page 3/41)			
	Additional RS232C/RS422/RS485 serial link interface			
	Additional DVI interface (needs a configuration with 2 or 5 PCI slots)			

(1) Please consult our Customer Care Centre.
(2) The reference of configured Magelis BOX PC industrial PCs is made up of a root (HMI PCCB1) followed by a variable part generated during configuration.
(3) For general conditions of manufacturer's 5 year warranty: please consult our Customer Care Centre.

Industrial PCs

Magelis™ *i*PCs certified for automation

Equivalent product table

Old industrial PCs		Replaced by Magelis BOX PCs	
Description	**Reference**	**Description**	**References**
Magelis Smart BOX		**Magelis BOX PC (1 PCI slot)**	
Magelis Smart BOX 100…240 V ∿	**MPC SN0 1NAJ 00T**	Universal Magelis BOX PC	**HMI BUCN D1E01 + Phaseo power supply** *(1)*
Magelis Smart BOX 24 V ⎓	**MPC SN0 1NDJ 00T**	Universal Magelis BOX PC	**HMI BUCN D1E01**
Magelis Compact PC BOX (1 PCI slot)		**Magelis BOX PC (1 PCI slot)**	
Magelis Compact PC BOX 100…240 V ∿	**MPC KN0 2NAX 00N**	Universal Magelis BOX PC	**HMI BUHN D1P01 + Phaseo power supply** *(1)*
Magelis Flex PC BOX F (2 PCI slots)		**Magelis BOX PC (2 PCI slots)**	
Magelis Flex PC BOX (Celeron M) 100…240 V ∿	**MPC FN0 2NAX 00N**	Universal Magelis BOX PC	**HMI BUHN D2P01 + Phaseo power supply** *(1)*
Magelis Flex PC BOX (Celeron M) 24 V ⎓	**MPC FN0 2NDX 00N**	Universal Magelis BOX PC	**HMI BUHN D2P01**
Magelis Flex PC BOX (Core Duo) 100…240 V ∿	**MPC FN0 5NAX 00N**	Performance Magelis BOX PC	**HMI BPHD D2701 + Phaseo power supply** *(1)*
Magelis Flex PC BOX (Core Duo) 24 V ⎓	**MPC FN0 5NDX 00N**	Performance Magelis BOX PC	**HMI BPHD D2701**
Magelis Flex PC BOX (Core Duo) 100…240 V ∿	**MPC FN0 5MAX 00N**	Performance Magelis BOX PC	**HMI BPFD D2701 + Phaseo power supply** *(1)*
Magelis Flex PC BOX (Core Duo) 100…240 V ∿ Vijeo Citect Full 500 I/O	**MPC FN0 5MAX 00V**	Performance Magelis BOX PC Vijeo Citect Full 500 I/O	**HMI BPFD D27F1 + Phaseo power supply** *(1)*
Magelis Flex PC BOX H (4 PCI slots)		**Magelis BOX PC (5 PCI slots)**	
Magelis Flex PC BOX (Celeron M) 100…240 V ∿	**MPC HN0 2NAX 00N**	Performance Magelis BOX PC	**HMI BPHD D5701**
Magelis Flex PC BOX (Core Duo) 100…240 V ∿	**MPC HN0 5NAX 00N**	Performance Magelis BOX PC	**HMI BPHD D5701 + Phaseo power supply** *(1)*
Magelis Flex PC BOX (Core Duo) 100…240 V ∿ with backup battery	**MPC HN0 5NBX 00N**	Configured Magelis BOX PC *(2)*	**HMI PCCB 1B5CB26K10N + kit HMI YUPS KT11 + Phaseo power supply** *(1)*
Magelis Flex PC BOX (Core Duo) 24 V ⎓	**MPC HN0 5NDX00N**	Performance Magelis BOX PC	**HMI BPHD D5701**
Magelis Flex PC BOX (Core Duo) 100…240 V ∿	**MPC HN0 5MAX 00N**	Performance Magelis BOX PC	**HMI BPFD D5701 + Phaseo power supply** *(1)*
Magelis Flex PC BOX (Core Duo) 100…240 V ∿ Vijeo Citect Full 500 I/O	**MPC HN0 5MAX 00V**	Performance Magelis BOX PC Vijeo Citect Full 500 I/O	**HMI BPFD D57F1 + Phaseo power supply** *(1)*

(1) ABL 8RPS24050 or ABL 4RSM24050 Phaseo power supply (see page 3/41).
(2) See page 3/42.

Industrial PCs

Magelis™ *i*Display screens certified for automation

15” and 19” flat screens

Industrial PCs		Magelis *i*Display flat screens		
Model		15” touch screens		15” touch screen and keypad
Screen	Type	15” colour TFT LCD		
	Definition	XGA 1024 x 768		
	Number of colours	16,777,216		
	Brightness	⩾ 200 cd/m² adjustable		
	Backlighting service life	50,000 hours		
Touch screen		Analog resistive, 35 million cycles		
Keypad		–		70 standard IBM keys 2 x 20 user function keys
I/O ports	On the front panel	1 x USB 2.0 type A		
	Other	1 x VGA video (analog RGB, 15-way male SUB-D) 1 x DVI-D video (analog RGB, 24-way male DVI-D) 1 x USB 2.0 type B 1 x COM1 (RS 232C, 9-way male SUB-D)		
Standards and certifications		UL 508, CSA, IEC 61131-2	cULus Haz Loc Class I Div 2 (ANSI/ISA 12.12.01, UL 1604, CSA 22.2 n° 213)	UL 1604, UL 508, IEC 61131-2
Supply voltage		100…240 V ∼ (98...264 V), according to EN 61131-2	24 V ⎓ (19,2...28,8 V)	100…240 V ∼
Consumption		120 VA max.	17 A (typical inrush current 30 A max.)	200 VA max.
Degree of protection		IP 65 for the front of the screen IP 20 for the sides and back of the screen		
Dimensions	Overall dimensions (W x H x D)	395 x 294 x 60 mm		483 x 365 x 31 mm
	Cut-out (W x H)	383.5 x 282.5 (+1, -0) mm		441.5 x 313.5 (+1, -0) mm
Environment	Operating temperature	0...50°C, according to EN 61131-2 and UL		
	Vibration resistance	Conforming to JIS B 3501 and IEC 61131-2 standards: ■ 5...9 Hz, 3.5 mm fixed amplitude ■ 9...150 Hz: constant acceleration of 1 g (9.8 m/s²) ■ X, Y, Z directions tested 10 times (100 minutes)		
Type		MPC YT5 0NAN 00N	HMI DID 7DT0	MPC NB5 0NAN 00N
Pages		3/47		

19” colour TFT LCD
SVGA 1280 x 1024
16,777,216
⩾ 200 cd/m² adjustable
50,000 hours
Analog resistive, 35 million cycles
–
1 x USB 2.0 type A
1 x VGA video (analog RGB, 15-way male SUB-D) 1 x DVI-D video (analog RGB, 24-way male DVI-D) 1 x USB 2.0 type B 1 x COM1 (RS 232C, 9-way male SUB-D)
UL 508, CSA, IEC 61131-2
100…240 V ∼ (85...265 V), according to EN 61131-2
200 VA max.
IP 65 for the front of the screen IP 20 for the sides and back of the screen
460 x 390 x 65 mm
419.5 x 352.5 (+1, -0) mm
0...50°C, according to EN 61131-2 and UL
Conforming to JIS B 3501 and IEC 61131-2 standards: ■ 5...9 Hz, 3.5 mm fixed amplitude ■ 9...150 Hz: constant acceleration of 1 g (9.8 m/s²) ■ X, Y, Z directions tested 10 times (100 minutes)

MPC YT9 0NAN 00N

3/47

Industrial PCs

Magelis™ *i*Display screens certified for automation

15” and 19” flat screens

MPC YT5 0NAN 00N and HMI DID 7DT0

MPC NB5 0NAN 00N

Presentation

Magelis *i*Display screens are monitors with industrial flat screens designed for use in conjunction with PCs.

Two screen sizes are available: 15” and 19” to suit various types of requirements.

Featuring the latest TFT LCD technology, they offer top class viewing and extended service life. Their touch screen interface enables easy creation of user-friendly and high performance HMI interfaces.

The Magelis *i*Display screen **MPC NB5 0NAN 00N** also has a 70-key (standard IBM) keypad and user function keys (2 x 20 keys).

Certified in accordance with PLC product standards, designed for use in severe industrial environments and offering an excellent screen size/dimensions ratio, they can be installed easily on any machine and in any equipment. They are suitable for use in any type of environment.

15” Magelis *i*Display screens have the same cut-out dimensions as 15” Magelis Panel PCs, which makes it easy to upgrade installations.

Architecture

Magelis *i*Display screens are compatible with Magelis BOX PC industrial PCs.

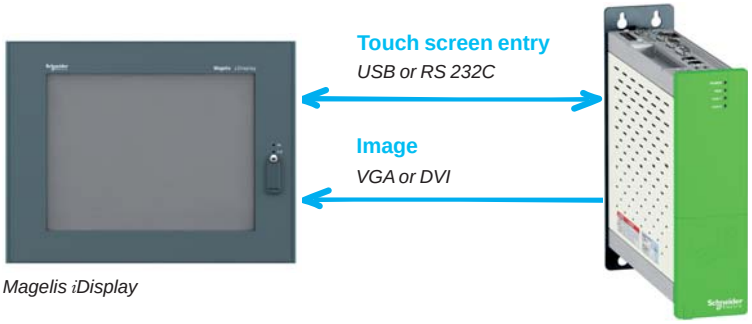

Magelis iDisplay

Magelis BOX PC

Magelis BOX PC:
page 3/36

Industrial PCs

Magelis™ *i*Display screens certified for automation

15” and 19” flat screens

References

Description	Screen	Interface	Supply voltage	Reference	Weight kg
Flat screen for flush mounting, IP 65 front panel	15”, XGA (1024 x 768)	Touch	100…240 V ∿	**MPC YT5 0NAN 00N** *(1)*	–
		Touch	24 V ⎓	**HMI DID 7DT0** *(2)*	–
		Touch and keypad	100…240 V ∿	**MPC NB5 0NAN 00N** *(1)*	–
	19”, SXGA (1280 x 1024)	Touch	100…240 V ∿	**MPC YT9 0NAN 00N** *(1)*	–

Separate parts

Description	For	Reference	Weight kg
Maintenance kit: mounting brackets + seals	Magelis *i*PC 15”	**MPC YK5 0MNT KIT**	–
	Magelis *i*PC 19”	**MPC YK9 0MNT KIT**	–
Protective films for screen: 5 peel-off films	Magelis *i*PC 15”	**MPC YK5 0SPS KIT**	–
	Magelis *i*PC 19”	**MPC YK9 0SPS KIT**	–
Extra long cable (10 m) for connection with Magelis BOX PC and Magelis Panel PC industrial PCs	Magelis *i*PC 15” only	**HMI CAB DVI1011**	–

Mounting

Magelis *i*Display flat screens can be mounted on a panel or enclosure door using the fixing parts (3 x 4 spring clips) supplied with each screen.

(1) Supplied with 3 m VGA cable
(2) Supplied with 5 m DVI-D cable

Magelis BOX PC:
page 3/36

4

4 - HMI software

Configuration softwares

Selection guide . . . . . *page 4/2*

■ **Vijeo Designer™ Lite**

□ Presentation . . . . . *page 4/4*

□ Vijeo Designer Lite configuration software. . . . . *page 4/7*

■ **Vijeo Designer™**

□ Presentation . . . . . *page 4/8*

□ Vijeo Designer configuration software . . . . . *page 4/13*

HMI software

Applications		**Traditional architecture, HMI executed on PC platform or dedicated terminal** **Configuration software for operator dialogue applications**

Compatible products	Type	Magelis™ XBT N/R/RT Small Panels *(1)*
	Maximum number of targets	1
	Operating system on terminals	Proprietary Magelis
Functions	Reading/writing of PLC variables	Yes
	Display of variables	Yes
	Data processing	–
	Sharing of variables between HMI applications	–
	Saving of variables to external database	–
Internationalization		–
Development of graphic applications	Native library of graphic objects	Yes
	Curves and alarms	Yes *(2)*
	Scripts	–
Communication between HMI application and PLCs		Via I/O drivers: Schneider Electric or third party protocols (Mitsubishi, Omron, Rockwell Automation, Siemens) *(3)*
Uploading of applications		Yes
Simulation of HMI applications		Yes
Recipe management		–
Report and barcode printing		–
Screen capture		–
Access security		Linked to user profiles
Interface languages		Screens, online help and documentation in electronic format available in 6 languages: English, French, German, Italian, Simplified Chinese and Spanish
OS compatibility		Windows XP Professional, Windows Vista Business (32-bit), Windows 2000 Professional
Software type		**Vijeo Designer ™ Lite**
Page		4/7

(1) All Magelis XBT and Magelis GTO terminals behave transparently on restoration of power.
(2) Depending on compatible product.
(3) See protocols supported on page 4/6.
(4) See protocols supported on page 4/12.

Traditional architecture, HMI executed on PC platform or dedicated terminal

Configuration software for operator dialogue applications

Magelis™ STO/STU Small Panels Magelis™ XBT GT/GK/GH/GTW and Magelis™ GTO Advanced Panels *(1)* Magelis™ industrial PCs
32
Proprietary for Magelis STO/STU, Magelis XBT GT/GK/GH and Magelis GTO Windows XP embedded for Magelis GTW
Yes, up to 8000 internal and external variables
Yes
Yes, using expression editor or Java programming
Up to 300 variables between 8 terminals, without router PLC Proprietary protocol above TCP/IP
Yes, with the Intelligent Data Service extension
Up to 15 languages supported by 34 western alphabets, 4 Asian alphabets and 2 middle eastern alphabets embedded in the application
Yes
Yes, with log
Java
Via I/O drivers: Schneider Electric or third party protocols (Mitsubishi, Omron, Rockwell Automation, Siemens) *(4)*
Yes
Yes
Yes, up to 32 groups, 1024 ingredients for 256 recipes per group, proprietary or CSV format, complete multilingual support for labels and ingredients
On the fly alarms, log data. Up to 9999 active alarms, record or logs Main barcode types supported: UPC-A, UPC-E, JAN/EAN8, JAN/EAN13, ITF, CODE39, CODE93, CODE128, CODABAR (NW-7)
Yes, for Magelis XBT GT (XBT GT 1105 and higher), Magelis GTO and Magelis industrial PCs. JPEG format
Linked to user profiles
Screens, online help and documentation in electronic format available in 7 languages: English, French, German, Italian, Brazilian Portuguese, Simplified Chinese and Spanish
Windows XP Professional, Windows 7 Business (32-bit and 64-bit)

Vijeo Designer ™

4/13

HMI software
Vijeo Designer™ Lite configuration software

Vijeo Designer Lite software

Presentation

Vijeo Designer™ Lite configuration software allows you to create operator dialogue applications for Magelis™ XBT N/R/RT Small Panels for controlling simple automation systems.

For operator dialogue terminals Magelis™ STO/STU Small Panels and Magelis™ GT/GTO/GK/GH/GTW Advanced Panels, refer to the Vijeo Designer configuration software on pages 4/8 to 4/10.

Vijeo Designer Lite has been designed with simplicity in mind and is inspired by the same user-friendly philosophy as Vijeo Designer. The primary aim of Vijeo Designer Lite is to show users who have not had any prior training how to create applications. It does this by adopting an intuitive approach to operation and providing advice in the form of wizards.

Vijeo Designer Lite is used to design page content in WYSIWYG (*What You See Is What You Get*) format: everything created using this software is displayed in exactly the same way as it appears on the dialogue terminal screen.

Since Vijeo Designer Lite is capable of simultaneously defining, within the same project, as many versions in different languages as the terminal's memory can support, users have the option of internationalizing their applications.

The interface and documentation for Vijeo Designer Lite are available in 6 languages: English, French, German, Italian, Simplified Chinese and Spanish.

Since applications created with Vijeo Designer Lite are independent of the communication protocol used, the same application can be used with the various PLCs offered by the major suppliers.
Vijeo Designer Lite works on compatible PCs with Windows 2000, XP or Vista operating software.

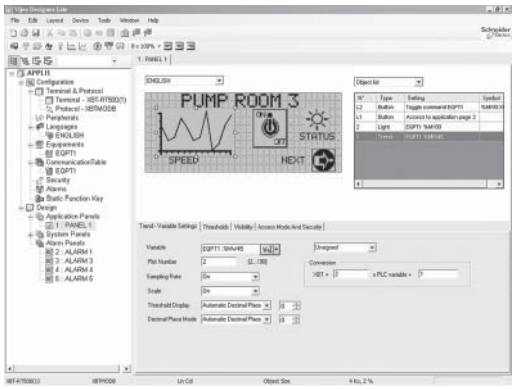

Example project

Configuration

With Vijeo Designer Lite configuration software, operator dialogue applications can be developed quickly and easily using its very simple and user-friendly tools.

The development environment has two main windows:
- Application browser: This is a logical guide to designing applications. All project-related information can be clearly displayed at any time.
- Dialogue view: This displays the contextual information for the selection made in the application browser. This information is arranged on a tab.

Vijeo Designer Lite applications have different types of pages:
- Application pages, which can be interlinked
- Alarm pages
- Preconfigured system pages

Pages can contain text or bitmaps, as well as all kinds of variables and graphic objects.

Applications can be configured without dialogue boxes. Instead of dialogue boxes, preconfigured lists of parameters are available to help users make their selections and avoid errors.
Vijeo Designer Lite comes with a toolset:
- Graphics editor
- Library of pictograms and symbols
- Editor for linking to PLC variables
- Simulator
- Application printing

Selection guide:
page 4/2

References:
page 4/7

HMI software
Vijeo Designer™ Lite configuration software

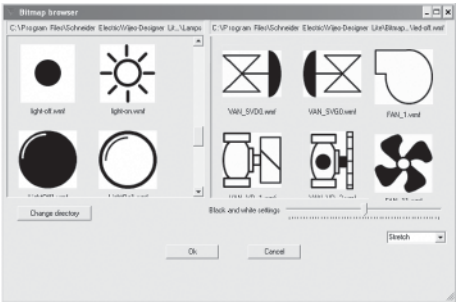

Symbols library

Graphics editor

The graphics editor in Vijeo Designer Lite makes it easy for developers of operator dialogue applications to create pages based on objects:
- Point, line, rectangle, ellipse
- Text and image
- Graphic, trending curve, button, light
- Enumerated list and scrolling text

Symbols library

The symbols library makes the process of creating pages more efficient. It contains pictograms which are easily recognizable within industrial contexts as well as drawings of the main components used in automation.
With Vijeo Designer Lite, linking of these these graphic symbols to the function keys of the terminal is instantaneous.

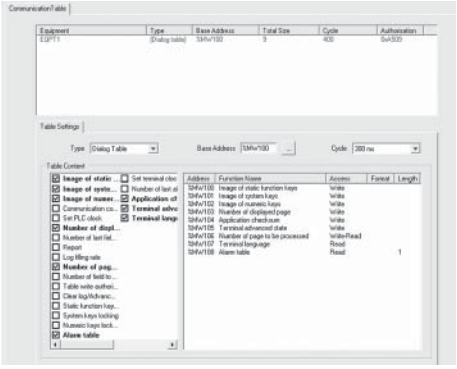

Communication table

Links with PLC variables

Vijeo Designer Lite also enables the user to easily link symbols with the internal variables of Schneider Electric PLCs by importing Twido Soft, PL7 and Concept automation database files.

Communication table

The communication table in Vijeo Designer Lite provides the user with an easy way of configuring all data exchanged between the Magelis compact XBT terminal and the main device.
The communication table is also used to define:
- Access to data: read/write
- All the alarm conditions

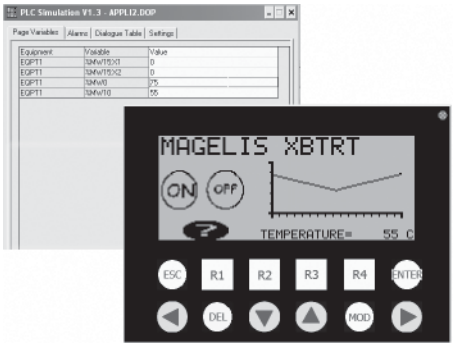

Simulation

Simulator

Vijeo Designer Lite makes it possible to simulate the entire operator dialogue application at design office level without using a Magelis compact terminal or a PLC. The simulator program can be used to thoroughly check the following application characteristics:
- Navigation between pages
- Entry of variable data
- Display of variables
- Display of alarms

Application printing

You can print all or part of the HMI application using the Vijeo Designer Lite print function. It is possible to send the data to a printer or to print to file.

Selection guide:
page 4/2

References:
page 4/7

Protocols for communication between the HMI application and the PLCs

Communication between the operator dialogue application and the connected control equipment is established using a communication protocol (driver), which is selected when creating the application in Vijeo Designer Lite.

Schneider Electric protocols

Vijeo Designer Lite supports the following Schneider Electric protocols:
- Modbus RTU Master/Slave
- Unitelway
- Zelio Logic

Third-party protocols

Vijeo Designer Lite supports the following third-party protocols:
- Mitsubishi:
  - Melsec FX protocol (CPU)
- Omron:
  - Sysmac protocols
- Rockwell Automation:
  - Allen Bradley protocols: DF1-Full Duplex, RS DataHighway 485
- Siemens:
  - Simatic PPI protocols

Selection guide:
page 4/2

References:
page 4/7

HMI software
Vijeo Designer™ Lite configuration software

VJD SUD TMS V13M

References

Licences for the Vijeo Designer Lite configuration software listed below consist of a CD-ROM containing:
- Vijeo Designer Lite V1.3 software
- User documentation in electronic format
- The communication protocols described on page 4/6
- XBT L1001 development software for converting existing XBT applications

Single-station licences

Description	Licence type	Application transfer cable		Reference	Weight kg
		PC side port	Magelis terminal side		
Vijeo Designer Lite configuration software	*Single* (1 station)	–	*– (1)*	**VJD SND TMS V13M**	0.125
		USB	Magelis XBT N/R/RT *(2)*	**VJD SUD TMS V13M**	0.675

(1) References for application transfer cables (PC to Magelis XBT N/R/RT terminal) are listed under "Connection to PCs and printers" on page 1/24.
(2) USB cable for PC **TSX CUSB 485** *connection and XBT adaptor for USB cable* **XBT Z925** *included (see page 1/24).*

4

HMI software
Vijeo Designer™ configuration software

Vijeo Designer software

Example project

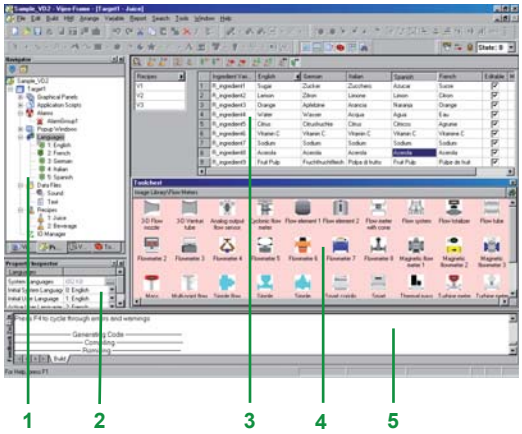

Presentation

The cross-platform Vijeo Designer™ configuration software can be used to create operator dialogue applications for controlling automation systems for:
- Magelis™ STO and STU terminals (Vijeo Designer Limited Edition is sufficient)
- Magelis™ GTO terminals
- Magelis™ XBT GT and XBT GK terminals
- Magelis™ XBT GH portable terminals
- Magelis™ GTW open terminals
- Magelis™ industrial PCs Panel PC and BOX PC

Note: *For semi-graphic terminals Magelis XBT N/R/RT, please refer to the Vijeo Designer Lite development software.* ***Magelis XBT G terminals are no longer supported.***

Vijeo Designer and a suitable terminal can be combined to provide a solution for each and every control station requirement, at the cost of a simple software reconfiguration.

Capable of supporting video image streaming, the Magelis Vijeo Designer offer provides access to new types of application. Users can view their process instantly or subject to a delay, on the same screen as the HMI dialogue.

Vijeo Designer uses Magelis Ethernet TCP/IP connectivity and is, therefore, able to support WEB Gate remote access, the sharing of application data between terminals, the transfer of recipes and logs for variables, and much more.

Applications can take on an international nature, because Vijeo Designer supports up to 15 languages simultaneously in one project (40 alphabets are available on the Magelis GT/GTO/GK terminal). The interface and documentation for Vijeo Designer are available in 7 languages: English, French, German, Italian, Brazilian Portuguese, Simplified Chinese and Spanish.

Vijeo Designer is the HMI component of SoMachine. Vijeo Designer will run on any PC with Windows XP Professional or Windows 7. It supports WYSIWYG simulation *(1)* of the developed application (without the target Magelis GT/GTO/GK/GTW terminal or Magelis *i*PC), simulation of the PLC variables (I/O, internal bits and words) and ensures that the application runs in total security on the Magelis GT/GTO/GK/GTW terminal or Magelis industrial PC.

Configuration

Vijeo Designer configuration software enables operator dialogue projects to be processed quickly and easily thanks to its advanced ergonomics using up to 5 configurable windows:
1. Browser window
2. Object List window
3. Recipes window
4. Library of Animated Graphic Objects and Image Objects window
5. Report window

The software also offers a complete set of application management tools for:
- Project creation, whereby a project comprises one or a number of applications for Magelis GT/GTO/GK/GTW, Panel PC and PC BOX with sharing of variables between terminals (up to 8 terminals and 300 variables)
- Recipe management (32 groups of 256 recipes with up to 1024 ingredients)
- Cross-referencing of application variables
- Documentation of views for an application
- A full simulation mode for testing the application from the design office
- Bar code reader management via:
  - USB port on multifunction XBT GT terminals, Magelis GT/GTO/GK/GTW keypad terminals and Magelis industrial PCs
  - COM1 or COM2 serial port on Magelis GT/GK/GTW *(2)*
- USB keyboard and mouse support for all terminals incorporating a USB port (only one peripheral can be connected at any one time)
- Retrieval of symbol files for PLC variables generated by TwidoSuite, PL7, Concept, ProWORX 32 and Unity Pro software *(3)*
- Report printing
- Barcode printing

(1) What You See Is What You Get (on the screen of the target terminal).
(2) Except XBT GT11 terminals.
(3) DDT structured types and "unlocated" variables are supported.

Graphic toolbar

Graphics editor

The graphics editor in Vijeo Designer offers interface consistency for simple objects as well as for more sophisticated ones. It enables application developers to create views easily based on:

- Simple objects to be configured:
  - points, lines, rectangles, ellipses, arcs
  - bar graphs, meters, tanks, fillers, pie charts, curves
  - polylines, polygons, regular polygons, Bézier curves, scales
  - texts, images or alarm summary, etc.
- Preconfigured advanced objects: switches, radio buttons, indicators, buttons, tanks, bar graphs, potentiometers, selector switches, text or number fields, enumerated lists, etc.
- Screen masks and skeletons for type applications

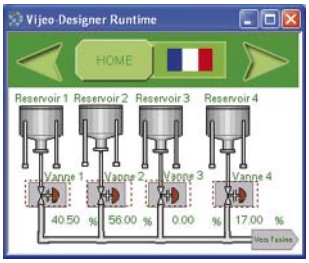

Object animation example

Object animations

8 types of graphic-object animation support the rapid creation of animated mimics on the basis of:

- Pressing the touch panel
- Change of color
- Filling
- Movement
- Rotation
- Size
- Visibility
- Display of associated value

Library of animated graphic objects

Library of animated graphic objects

The library of animated graphic objects makes the creation of mimics very efficient thanks to the numerous “ready-made” animation objects. It includes more than 4000 2-D and 3-D “industrial” vector images. Simply “drag and drop” the object using the mouse to position it on the mimic being created.
User-defined objects can be added to this library using the same simple “drag and drop” method.

Java scripts

Vijeo Designer supports data processing using Java language scripts. This function facilitates the running of complex animations, the automation of tasks within the terminal and the management of calculations in order to relieve the load on the PLC programs.
The scripts (50 lines, max.) can be associated with:

- Variables
- Operator actions
- Screens
- The application itself

```
//-----------------------------------------
//Script Created: 10 09, 2001
//
// Description:
//
//-----------------------------------------

// Replace this line with your script
int pos;

if (movebottles.getIntValue() != 0) // If conveyor is OFF, do not move bottles
{
        pos = BottlePos.getIntValue();
        if (pos >= 1000)
                pos = 0;                // If bottle position has been the out of display area, reset position.
        pos = pos + 10 + 2 * ConveyorSpeed.getIntValue();
        BottlePos.write(pos);
}
```

Java script example

User-customizable resources

To enable applications to be customized in accordance with customer requirements, Vijeo Designer features a new resource concept that makes it possible to define styles (colours, images, character fonts, text lists).
To quickly customize a generic application to meet customer requirements, simply assign these styles to the objects concerned.
The resource concept is supported by the following native objects: *Meter, Bar Graph, Slider, Potentiometer, Selector, Text List* and *Image List*.

Selection guide:
page 4/2

References:
page 4/13

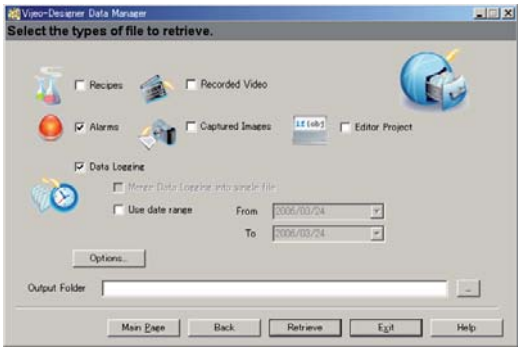

Data Manager: Transfer recipes, videos, images, etc. via Ethernet or USB, by simply clicking the mouse

Advanced functions

Based on new information technologies, Vijeo Designer features a large number of advanced functions for processing a higher volume of data, both faster and more reliably:

- ■ Multimedia data management in the most popular formats:
  - □ image display (jpeg, bmp, emf and png files)
  - □ text display and processing (txt files)
  - □ sound message processing (wav files)
- ■ Alarm or curve logs recorded
- ■ Zoom in/out function on trending curves for a detailed analysis
- ■ Alarm management. All variables can be categorized as "Alarms" and can be customized in respect of visualization and acknowledgment. These Boolean and analogue threshold type alarms can be printed on the fly.
- ■ Multimode application transfer: via serial link, USB, Ethernet and Compact Flash memory card (on multifunction terminals)
- ■ Backup of application source files on the terminal or *i*PC to facilitate maintenance
- ■ User-friendly data exchange between PC and terminal using the Data Manager tool
- ■ Integrated FTP server for downloading/uploading recipes via Ethernet TCP/IP and restoring logs to Magelis GT/GTO/GK/GTW and Magelis *i*PC
- ■ Multiport communication for multifunction terminals, 2 serial links and 1 Ethernet network can be active simultaneously
- ■ Action table for associating a particular behavior with an event
- ■ Use of a USB memory stick (up to 4 GB) for application downloads/uploads, data retrieval or recipe exchange
- ■ E-mail on action and event (the e-mail text can contain up to 1000 characters)

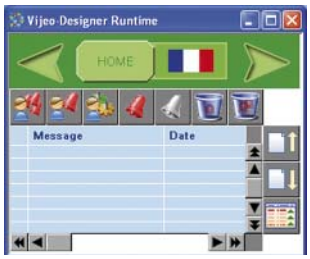

Alarm management

WEB Gate remote connection

Vijeo Designer supports a WEB Gate remote connection with any platform which has an Ethernet connection point.

WEB Gate supports remote visualization of Vijeo Designer applications with Internet Explorer on any PC running Windows XP or Windows 7. The size of the page displayed is determined by the terminal.
WEB Gate supports the display of pages similar to those in the Vijeo Designer application, or of different pages, i.e. startup pages and navigation pages can be differentiated in order to indicate the type of access (terminal/WEB Gate).
Several connections are possible at the same time, with the number depending on the size of the application.
The high security mode of WEB Gate excludes any risk of applications jamming as a result of variables being modified via the terminal and WEB Gate at the same time.
For increased confidentiality:

- ■ WEB Gate access can be restricted to only those PCs whose IP address appears in the licensing list.
- ■ Some Vijeo Designer functions are not supported by WEB Gate:
  - □ application shutdown, restart
  - □ terminal configuration
  - □ reading of an acoustic animation (sound file)
  - □ display a recorded video sequence

Report printing

WEB Maintenance remote diagnostics

In addition to WEB Gate, Vijeo Designer features the embedded diagnostics service WEB Maintenance - Transparent Ready WEB Server Class B15 *(1)*. This server's navigation bar features an option for accessing the following functions:

- ■ WEB Gate
- ■ Animation tables
- ■ Web interface for retrieving data files (recipes, logs, multimedia files)

Note: *Terminals programmed using Vijeo Designer can be accessed directly via their names. This function is supported by the DHCP and DNS network services.*

(1) Please consult our website www.schneider-electric.com

Selection guide:
page 4/2

References:
page 4/13

Integrated diagnostics

Vijeo Designer can be used to access the “Diag buffer” function of Modicon M340/ Premium/Quantum PLCs via the following protocols:

	Modicon M340 Unity Pro	Premium PL7	Premium Unity Pro	Quantum Unity Pro
UNITE-Series				
UNITE-TCP/IP XWAY				
UMAS Modbus TCP				
UMAS Modbus RTU				
UMAS Modbus Plus				
UMAS UNITE-Series				
UMAS UNITE-TCP/IP XWAY				
UMAS Modbus TCP USB PPP				

Accessible
Not accessible

Intelligent Data Service option

Intelligent Data Service (IDS) is an extension of Vijeo Designer for the target PC (Magelis or standard PC) which supports the implementation of control solutions for one or a number of terminals (up to 8).

This extension offers full process traceability. Both process variables and operator actions are tracked so that the right decisions can be made at the right time *(Industrial Business Intelligence)*.

Powerful

The IDS extension enables data to be collected from multiple terminals via Ethernet without impairing HMI reaction times.

Flexible

The IDS extension supports various storage methods; CSV files can be read directly in MS Excel, saving as free format in an SQL database or secure IDV (*Intelligent Data Vault*) files to ensure compatibility with the requirements of 21 CFR Part 11.

Innovative

In just a few clicks of the mouse, the IDS extension allows you to create dashboards that can be accessed from any WEB browser (Silverlight) as well as clear and well organized reporting documents.

Intelligent Data Service Report Printing option

Intelligent Data Service (IDS) Report Printing is an extension of Intelligent Data Service for the PC (Magelis or Standard PC).
This extension allows you to create new reports “from scratch” and link them to IDS data.

In addition to editing functions, IDS Report Printing allows you to preview the report before printing, print it or save it to file on disk.

Communication protocols between the HMI application and the PLCs

Communication between the operator dialogue application and the connected control equipment is established using a communication protocol (driver), which is selected when creating the application in Vijeo Designer.

Schneider Electric protocols

Vijeo Designer supports the following Schneider Electric protocols:
- Modbus RTU Master
- Modbus TCP/IP Master
- Modbus Plus *(1)*
- Modbus 32-bit extensions
- ELAU PacDrive (ELAU C00x/LMCx00)
- Unitelway
- UniTE TCP/IP
- USB terminal port for Modicon M340 CPUs
- FIPIO *(2)*, FIPWAY *(2)*

All Schneider Electric drivers provide IEC access to input bits/words and output bits/words: Modbus (RTU and TCP/IP), Modbus Plus (GMU and USB), Uni-Telway, Xway.

Direct I/O access authorizes access to the hardware input and output registers.

Register addresses comply with the syntax of IEC standards and the address rules for UNITY configuration software (%I, %IW, %Q, %QW).
If requested by the user, the variables associated with a PLC can be read (*"on demand scan"* function).
The DDT and unlocated variables of Unity Pro are supported.

Third-party protocols

Vijeo Designer supports the following third-party protocols:

Emerson

ROC Plus (SIO) and ROC Plus TCP/IP protocols.

Mitsubishi

Melsec protocols: A/Q CPU (SIO), A/Q Ethernet (TCP), QnU Ethernet (TCP), A /Q Link (SIO), QnA CPU (SIO),Q Ethernet (UDP), QnU Ethernet (UDP), FX (CPU), QUTE for Q00JCPU.
Except for Melsec-A Link (SIO) protocol, Mitsubishi serial link protocols do not work on the RJ45 port *(1)*.

Omron

Sysmac protocols: FINS (SIO), LINK (SIO), FINS (Ethernet) and Trajexia.
OMRON serial link protocols do not work on the RJ45 port *(3)*.

Rockwell Automation

Allen-Bradley protocols: DF1-Full Duplex, RS DataHighway 485, Ethernet IP *(4)* (PLC5, SLC500, MicroLogix, ControlLogix), Ethernet IP native *(3)* (ControlLogix), Ethernet IP High Speed access, DeviceNet Slave *(6)*, Ethernet IP Explicit.

Siemens

Simatic protocols: MPI (S7-300/400), MPI Direct, RK512/3964R (S7-300/400), PPI, Siemens Ethernet (ISO-on-TCP/Profinet), MPI pass-through function.
The S7-300/400 MPI Adapter and RK512/3964R - RS485 connection serial link protocols do not work on the RJ45 port *(3)*.
Profibus DP protocol *(5)*.

Toyoda

Toyopuc Ethernet PC3J (TCP/IP) and Toyopuc Link (SIO) protocols.

Migration of XBTL 1000 applications

The **Switch2VijeoDesigner** service offer makes it even easier to migrate XBTL 1000 applications created on XBT F terminals to Vijeo Designer applications for use on XBT GT/GK terminals.
For further information on this service offer, please consult your Customer Care Centre.

(1) Via USB Modbus Plus gateways: **XBT ZGUMP** *for Magelis XBT GT 2●●● and higher,* **TSX CUSBMBP** *for Smart and Compact iPC (see page 1/70).*
(2) Via USB FIPIO gateway **TSX CUSB FIP** *(see page 1/70).*
(3) They are supported on XBT GT (SUB-D connector, XBT GT2 and higher).
(4) Certified ODVA compatibility.
(5) Via Profibus DP Bus expansion card **XBT ZGPDP** *(see page 1/70). Certified by Profibus Foundation.*
(6) Via Device Net Bus expansion card **XBT ZGDVN** *(see page 1/70).*

VJD SUD TGA V61M

References

All licences for the Vijeo Designer configuration software listed below consist of a DVD containing:

- ■ Vijeo Designer software, including:
  - □ Copyright-free stand-alone installation of Data Manager
- ■ User documentation in electronic format, including:
  - □ Online help for the software
  - □ User Manual for the supported targets
  - □ Setup Manual for the different protocols supported
- ■ A multimedia self-learning tool lasting 1 hour 30 minutes in English/French
- ■ The supported communication protocols

Note: *Magelis STO/STU terminals can be programmed using Vijeo Designer Limited Edition. Vijeo Designer V6.1 supports applications created with any version of Vijeo Designer ⩾ V4.6.*
If you are updating an earlier application, please consult your Schneider Electric Customer Care Centre.

Single-station Build Time licences

Description	Licence type	Application transfer cable		Reference	Weight
		PC side port	Magelis terminal side		kg
Vijeo Designer configuration software	*Single* (1 station)	–	*– (1)*	**VJD SND TGS V61M**	0.125
		USB	Magelis STO/STU Magelis GT/GTO/GK/GH/GTW Magelis industrial PCs *(2)*	**VJD SUD TGA V61M**	0.330

Multi-station Build Time licences

Description	Licence type	Number of stations	Reference	Weight
Vijeo Designer configuration software	*Group*	3	**VJD GND TGS V61M**	0.125
	Team	10	**VJD TND TGS V61M**	0.125
	Facility	Unlimited number of stations on one site	**VJD FND TGS V61M**	0.125

Run Time licences *(3)*

Description	Licence type	Number of stations	Reference	Weight
Vijeo Designer Run Time licence for Magelis GTW & *i*PC	*Single*	1	**VJDSNRTMPC**	–
Intelligent Data Service licence extension for Vijeo Designer Run Time	*Single*	1	**VJDSNTRCKV61M**	–
Intelligent Data Service Report Printing for IDS	*Single*	1	**VJDSNTRPRV61M**	–
Vijeo Designer Run Time IDS Report Print pack *(4)*	*Single*	1	**VJDSNTRPKV61M**	–

(1) References for application transfer cables (PC to Magelis GT/GTO/GK/GH/GTW terminal) are listed under "Application transfer cables - terminal to PC" on page 1/65.
(2) USB cable for PC connection included, for Magelis XBT 2●●● and higher: **XBT ZG935** *(see page 1/65).*
(3) The Run Time licence drives the execution of an application. It is only used for Magelis industrial PCs and Magelis GTW terminals.
(4) Pack of 3 licences: Vijeo Designer Run Time licence for Magelis iPC, Intelligent Data Service licence extension and Intelligent Data Service Report Printing licence extension.

5

5 - Services

Technical appendices

■ **Certifications for automation products** . . . . . *page 5/2*

Index

■ **Product reference index** . . . . . *page 5/4*

Some countries require certain electrical components to undergo certification by law. This certification takes the form of a certificate of conformity to the relevant standards and is issued by the official body in question. Where applicable, certified devices must be labelled accordingly. Use of electrical equipment on board merchant vessels generally implies that it has gained prior approval (i.e. certification) by certain shipping classification societies.

Abbreviation	Certification body	Country
CSA	Canadian Standards Association	Canada
C-Tick	Australian Communications and Media Authority	Australia, New Zealand
GOST	Scientific research institute for GOST standards	Russia
UL	Underwriters Laboratories	USA

Abbreviation	Classification authority	Country
IACS	International Association of Classification Societies	International
ABS	American Bureau of Shipping	USA
BV	Bureau Veritas	France
DNV	Det Norske Veritas	Norway
GL	Germanischer Lloyd	Germany
LR	Lloyd's Register	UK
RINA	Registro Italiano Navale	Italy
RMRS	Russian Maritime Register of Shipping	Russia
RRR	Russian River Register	Russia
CCS	China Classification Society	China

The tables below provide an overview of the situation as at 1st October 2012 in terms of which certifications (listed next to their respective bodies) have been granted or are pending for our automation products.
Up-to-date information on which certifications have been obtained by products bearing the Schneider Electric brand can be viewed on our website: **www.schneider-electric.com**

5

Product certifications

Certified
Certification pending

	Certifications								
	UL	**CSA**	**C-Tick ACMA**	**GOST**	**Hazardous locations** *(1)* **Class I, div 2**	*(6)*	**TÜV Rheinland**	**SIMTARS**	**AS-Interface**
	USA	Canada	Australia	Russia	USA, Canada			Australia	Europe
Modicon OTB									
Modicon STB					FM	Zone 2 *(2)(5)*			
Modicon Telefast ABE 7									
ConneXium					*(2)*				
Magelis iPC/GTW		*(3)*		*(2)*	*(3)*	Zone 2/22 *(2)*			
Magelis XBT GT		*(3)*		*(2)*	*(2) (3)*	Zone 2/22 *(2)(5)*			
Magelis XBT GK		*(3)*			*(3)*				
Magelis XBT N/R/RT					CSA	Zone 2/22 *(2)(5)*			
Magelis HMI GTO		*(3)*		*(2)*	*(3)*	*(2)*			
Magelis HMI STO/STU		*(3)*		*(2)*	*(2)(3)*	*(2)*			
Modicon M340					CSA	Zone 2/22 *(2)(8)*			*(2)*
Modicon Momentum									
Modicon Premium				*(2)*	CSA			*(2)*	*(2)*
Modicon Quantum				*(2)*	FM *(2)*	Zone 2/22 *(2)*			
Modicon Quantum Safety				*(2)*	CSA	Zone 2/22 *(2)*	SIL 2, SIL 3 *(7)*		
Preventa XPSMF							SIL 3 *(7)*		
Modicon TSX Micro									*(2)*
Phaseo	*(3)*								
Twido	*(4)*	*(4)*			CSA/UL *(4)*				*(2)*

(1) Hazardous locations: According to UL 1604, ANSI/ISA 12.12.01, CSA 22.2 No. 213 and FM 3611, certified products are only approved for use in hazardous locations categorized as Class I, division 2, groups A, B, C and D, or in non-classified locations.
(2) Depends on product; please visit our website: www.schneider-electric.com.
(3) North American certification cULus (Canada and USA).
(4) Except for AS-Interface module TWD NOI 10M3, CE only.
(5) For zones not covered by this specification, Schneider Electric offers a solution as part of the CAPP (Collaborative Automation Partner Program). Please consult our Customer Care Centre.
(6) Refer to the instructions supplied with each ATEX and/or IECEx certified product.
(7) According to IEC 61508. Certified by TÜV Rheinland for integration into a safety function of up to SIL 2 or SIL 3.
(8) Can be used in gassy mines under certain conditions.

Merchant navy certifications

Certified / Certification pending	Shipping classification societies										
	ABS	BV	DNV	GL	Korean Register of Shipping	LR	RINA	RMRS	RRR	PRS	CCS
	USA	France	Norway	Germany	Korea	Great Britain	Italy	Russia	Russia	Poland	China
Modicon OTB											
Modicon STB	*(1) (2)*	*(2)*	*(2)*	*(2)*		*(2)*	*(2)*	*(2)*	*(2)*		
Modicon Telefast ABE 7											
ConneXium											
Magelis iPC/GTW				*Bridge (2)*							
Magelis XBT GT	*(2)*	*(2)*	*(2)*	*(2)*		*(2)*	*(2)*	*(2)*	*(2)*		
Magelis XBT GK											
Magelis XBT N/R											
Magelis XBT RT											
Magelis HMI GTO											
Magelis HMI STO/STU		*(2)*	*(2)*								
Modicon M340								*(2)*	*(2)*		
Modicon Momentum											
Modicon Premium											
Modicon Quantum											
Modicon TSX Micro											
Phaseo											
Twido											

(1) Also covers US Navy requirements **ABS-NRV** part 4.
(2) Depends on product; please visit our website: www.schneider-electric.com.

5

EC regulations

European Directives

The open nature of the European markets assumes harmonization between the regulations set by the member states of the European Union. European Directives are texts whose aim is to remove restrictions on free circulation of goods and which must be applied within all European Union states.
Member states are obligated to incorporate each Directive into their national legislation, and to simultaneously withdraw any regulations that contradict it.
Directives - and particularly those of a technical nature with which we are concerned - merely set out the objectives to be fulfilled (referred to as “essential requirements”). Manufacturers must take all necessary measures to ensure that their products conform to the requirements of each Directive applicable to their equipment.
As a general rule, manufacturers certify compliance with the essential requirements of the Directive(s) that apply to their products by applying a CE mark. The CE mark is affixed to our products where applicable.

Significance of the CE mark

The CE mark on a product indicates the manufacturer's certification that the product conforms to the relevant European Directives; this is a prerequisite for placing a product which is subject to the requirements of one or more Directives on the market and allowing its free circulation within European Union countries. The CE mark is intended for use by those responsible for regulating national markets.
Where electrical equipment is concerned, conformity to standards indicates that the product is fit for use. Only a warranty by a well-known manufacturer can provide assurance of a high level of quality.
As far as our products are concerned, one or more Directives are likely to apply in each case; in particular:

- The Low Voltage Directive (2006/95/EC)
- The Electromagnetic Compatibility Directive (2004/108/EC)
- The ATEX CE Directive (94/9/EC)

Dangerous substances

These products are compatible with:

- The WEEE Directive (2002/96/EC)
- The RoHS Directive (2002/95/EC)
- The China RoHS Directive (Standard SJ/T 11363-2006)
- The REACH regulations Directive (EC 1907/2006)

Note: *Documentation on sustainable development is available on our website www.schneider-electric.com (product environmental profiles and instructions for use, ROHS and REACH directives) .*

End of life (WEEE)

End of life products containing electronic cards must be dealt with by specific treatment processes.
When products containing backup batteries are unusable or at end of life they must be collected and treated separately. Batteries do not contain a percentage by weight of heavy metals above the limit specified by European Directive 2006/66/EC.

Product reference index

490 NTW 000 ●● 1/69
990 NAA 263 20 1/66

A

ABE 7B20MPN20 2/16
ABE 7B20MPN22 2/16
ABE 7B20MRM20 2/16
ABE 7BV20 2/16
ABE 7BV20TB 2/16
ABE 7E16EPN20 2/16
ABE 7E16SPN20 2/16
ABE 7E16SPN22 2/16
ABE 7E16SRM20 2/16
ABE 7FU●●● 2/16
ABF C20R200 2/17
ABF T20E050 2/16
ABF T20E●00 2/16
ABL 4RSM24050 3/30, 3/41
ABL 7RM24025 1/70
ABL 8MEM24012 1/70
ABL 8RPS24050 3/30, 3/41
AM0 2CA 001V000 2/25

B

BMX XCA USB H018 1/24, 1/65, 1/66, 1/78
BMX XCA USB H045 1/66

F

FTX CN 12F5 2/24
FTX CN 12M5 2/24

H

HMI BPFD D27F1 3/40, 3/43
HMI BPFD D57F1 3/40, 3/43
HMI BPFD D2701 3/40, 3/43
HMI BPFD D5701 3/40, 3/43
HMI BPHD D2701 3/40, 3/43
HMI BPHD D5701 3/40, 3/43
HMI BUCN D1E01 3/40, 3/43
HMI BUFN D1P01 3/40
HMI BUFN D1PF1 3/40
HMI BUFN D2P01 3/40
HMI BUFN D2PF1 3/40
HMI BUHN D1P01 3/40, 3/43
HMI BUHN D2P01 3/40, 3/43
HMI DID7 DT0 3/33, 3/47
HMI GTO1300 1/43
HMI GTO1310 1/43
HMI GTO2300 1/43
HMI GTO2310 1/43
HMI GTO2315 1/43
HMI GTO3510 1/43
HMI GTO4310 1/43
HMI GTO5310 1/43
HMI GTO5315 1/43
HMI GTO6310 1/43
HMI GTO6315 1/43
HMI GTW5354 1/61
HMI GTW7354 1/61
HMI GTW73545 1/61
HMI PCCB1 3/42
HMI PCCB 1B5CB26K10N 3/43
HMI PCCP 3/31, 3/32
HMI PCCT 3/31, 3/32
HMI PCCV 3/31
HMI PCCW 3/31
HMI PPF7 A27F1 3/27
HMI PPF7 A2701 3/27
HMI PPF7 D07F1 3/27
HMI PPF7 D0701 3/27
HMI PPF9 A27F1 3/29
HMI PPF9 A2701 3/29
HMI PPF9 D07F1 3/29
HMI PPF9 D0701 3/29
HMI PPH7 A0701 3/27
HMI PPH7 A2701 3/27
HMI PPH7 B2701 3/27
HMI PPH7 D0701 3/27
HMI PPH7 D2701 3/27
HMI PPH9 A0701 3/29
HMI PPH9 A2701 3/29
HMI PPH9 D0701 3/29
HMI PPH9 D2701 3/29
HMI PRH7 A2701 3/27
HMI PSC7 AE03 3/32
HMI PSC7 DE03 3/32
HMI PSF7 AP03 3/32
HMI PSF7 APF3 3/32
HMI PSF7 APL3 3/32
HMI PSF7 DP03 3/32
HMI PTF7 D2P01 3/26, 3/32
HMI PTH7 D2P01 3/26, 3/32
HMI PUC7 D0E01 3/26, 3/32
HMI PUC9 D0E01 3/28
HMI PUF7 A0P01 3/26, 3/32
HMI PUF7 A2P01 3/26, 3/32
HMI PUF7 A2PF1 3/26, 3/32
HMI PUF7 D0P01 3/26, 3/32
HMI PUF7 D0PL1 3/26, 3/32
HMI PUF9 A2P01 3/28
HMI PUF9 A2PF1 3/28
HMI PUF9 D0P01 3/28
HMI PUF9 D0PF1 3/28
HMI PUH7 A0P01 3/26
HMI PUH7 A2P01 3/26, 3/32
HMI PUH7 D0P01 3/26
HMI PUH7 D2P01 3/26, 3/32
HMI PUH9 A0P01 3/28
HMI PUH9 A2P01 3/28
HMI PUH9 D0P01 3/28
HMI PUH9 D2P01 3/28
HMI PVC7 D0E01 3/17, 3/32
HMI PWC5 D0E01 3/17, 3/32
HMI PWC7 D0E01 3/17, 3/32
HMI STO 5●● 1/10
HMI STU 655 1/10
HMI STU 855 1/10
HMI YAD DVI RGB 11 3/30, 3/41
HMI YAD SLIDEIN 11 3/30, 3/41
HMI YBFKT ●1 3/41
HMI YBIN SL 11 3/41
HMI YBMKT 11 3/41
HMI YCAB DVI1011 3/30, 3/41
HMI YCF S0● 11 3/30, 3/41
HMI YDR DVDRW 11 3/30, 3/41
HMI YHDD 0250 11 3/30, 3/41
HMI YIN DVI RGB 11 3/41
HMI YLFI MAR 11 3/30, 3/41
HMI YPFKT ●1 3/30
HMI YPMKT 11 3/30
HMI YPUSB UN5 11 3/30
HMI YRAID D0250 11 3/30, 3/41
HMI YRAID PCI 11 3/30, 3/41
HMI YSDD 0060 11 3/30, 3/41
HMI YUPS KT 11 3/30, 3/41
HMI Z951 1/67
HMI ZECOV● 1/62
HMI ZG5● 1/64
HMI ZG6● 1/62
HMI ZG5●2 1/64
HMI ZGBAT 1/64
HMI ZGCLP1 1/64
HMI ZGFIX 1/64
HMI ZGFIX2 1/64
HMI ZGPWS 1/64
HMI ZGPWS2 1/64
HMI ZLYGO● 1/64
HMIZS50 1/11
HMIZS6● 1/11
HMIZSCLP● 1/11, 1/64
HMI ZSD 4G 1/62, 3/30
HMI ZS PWO 1/24
HMIZSUKIT 1/11
HMI ZS USBB 1/24, 1/63
HMI ZURS 1/24, 1/65

M

MPC FN0 2NAX 00N 3/43
MPC FN0 2NDX 00N 3/43
MPC FN0 5MAX 00N 3/43
MPC FN0 5MAX 00V 3/43
MPC FN0 5NAX 00N 3/43
MPC FN0 5NDX 00N 3/43
MPC HN0 2NAX 00N 3/43
MPC HN0 5MAX 00N 3/43
MPC HN0 5MAX 00V 3/43
MPC HN0 5NAX 00N 3/43
MPC HN0 5NBX 00N 3/43
MPC HN0 5NDX00N 3/43
MPC KN0 2NAX 00N 3/43
MPC KT2 2MAX 20N 3/9
MPC KT2 2NAX 20N 3/9
MPC KT5 5MAX 20L 3/32
MPC KT5 5MAX 20N 3/32
MPC KT5 5MAX 20V 3/32
MPC KT5 5NAX 20N 3/32
MPC KT5 5NDX 20N 3/32
MPC NB5 0NAN 00N 3/33, 3/47
MPC SN0 1NAJ 00T 3/43
MPC SN0 1NDJ 00T 3/43
MPC ST1 1NAJ 00T 3/32
MPC ST1 1NDJ 00T 3/32
MPC ST2 1NAJ 20T 3/8
MPC ST2 1NDJ 20T 3/8
MPC ST5 2NAJ 20H 3/32
MPC ST5 2NAJ 20T 3/32
MPC ST5 2NDJ 20T 3/32
MPC YB2 0NNN 00N 3/33
MPC YB5 0NNN 00N 3/33
MPC YK0 5RAM 512 3/8, 3/9
MPC YK1 0MNT KIT 1/62
MPC YK2 0MNT KIT 1/62, 3/8, 3/9
MPC YK2 0SPS KIT 1/62, 3/8, 3/9, 3/30
MPC YK2 2RA1 024 3/8, 3/9
MPC YK5 0MNT KIT 1/62, 3/47
MPC YK5 0SPS KIT 1/62, 3/30, 3/47
MPC YK9 0MNT KIT 3/47
MPC YK9 0SPS KIT 3/30, 3/47
MPC YN0 0CF● 00N 1/62, 3/8
MPC YN0 0CFE 00N 1/62
MPC YN0 0PWA CTE 3/8, 3/9
MPC YNK2 MSD 20N 3/9
MPC YNK2 SHD 20N 3/9
MPC YT5 0NAN 00N 3/33, 3/47
MPC YT5 0NNN 00N 3/33
MPC YT9 0NAN 00N 3/33, 3/47
MPC YT9 0NNN 00N 3/33
MSD CHLLMFV31S0 2/29
MSD CHLLMTV31S0 2/29
MSD CHLLMUV31S0 2/29
MSD CHNLMFA 2/29
MSD CHNLMTA 2/29
MSD CHNLMUA 2/29
MSD CHNSFNV31 2/29

S

SR2 CBL 0● 1/25
STB XCA 4002 1/66

T

TCS CAR01NM120 2/24
TCS CAR013M120 2/24
TCS CCN 4F3 M●T 2/25
TCS CCN 4F3 M05T 2/25
TCS CTN011M11F 2/25
TCS CTN 023F 13M03 2/24
TCS CTN 026M 16M 2/24
TLA CD CBA 0 2/25
TLA CD CBA 0●● 2/25
TM2 ALM 3LT 2/12
TM2 AMI ●HT 2/12
TM2 AMI ●LT 2/12
TM2 AMM ●HT 2/12
TM2 AMO 1HT 2/12
TM2 ARI 8HT 2/12
TM2 ARI 8LRJ 2/12
TM2 ARI 8LT 2/12
TM2 AVO 2HT 2/12
TM2 DAI 8DT 2/11
TM2 DDI 8DT 2/11
TM2 DDI 16DK 2/11
TM2 DDI 16DT 2/11
TM2 DDI 32DK 2/11
TM2 DDO 8TT 2/11
TM2 DDO 8UT 2/11
TM2 DDO 16TK 2/11
TM2 DDO 16UK 2/11
TM2 DDO 32TK 2/11
TM2 DDO 32UK 2/11
TM2 DMM 8DRT 2/11

Product reference index

TM2 DMM 24DRF 2/11
TM2 DRA 8RT 2/11
TM2 DRA 16RT 2/11
TM2 XMT GB 2/12
TSX CAN CA50 2/25
TSX CAN CA●00 2/25
TSX CAN CADD● 2/25
TSX CAN CADD03 2/25
TSX CAN CB50 2/25
TSX CAN CB●00 2/25
TSX CAN CBDD● 2/25
TSX CAN CBDD03 2/25
TSX CAN CD50 2/25
TSX CAN CD●00 2/25
TSX CAN KCDF 90T 2/24
TSX CAN KCDF 90TP 2/24
TSX CAN KCDF 180T 2/24
TSX CAN TDM4 2/24
TSX CUSB 485 1/24
TSX CUSBFIP 1/70
TSX CUSBMBP 1/70
TSX PCX 1031 1/66
TWD FCN2K2● 2/17
TWD FCW●0K 2/17
TWD FTB2T1● 2/17
TWD XMT 5 2/12

V

VJD FND TGS V61M 4/13
VJD GND TGS V61M 4/13
VJD SND TGS V61M 4/13
VJD SND TMS V13M 4/7
VJDSNRTMPC 3/8, 3/9, 3/30, 3/41, 4/13
VJDSNTRCKV60M 3/30, 3/41
VJDSNTRCKV61M 4/13
VJDSNTRPKV61M 4/13
VJDSNTRPRV61M 4/13
VJD SUD TGA V61M 4/13
VJD SUD TMS V13M 4/7
VJD TND TGS V61M 4/13
VW3 A8 306 1/69
VW3 A8 306 D30 1/68
VW3 A8 306 R30 1/66, 1/69
VW3 A8 306 TF10 1/69
VW3 CAN A71 2/25
VW3 CAN CARR1 2/25
VW3 CAN CARR03 2/25
VW3 CAN KCDF 180T 2/25
VW3 CAN TAP2 2/24
VW3 M38 05 R0●0 2/25

X

XBL YGH2 1/64
XBL YGK● 1/64
XBL YN0● 1/18
XBL YR0● 1/19
XBL YRT0● 1/23
XBT GC1100T 2/10
XBT GC1100U 2/10
XBT GC2120T 2/10
XBT GC2120U 2/10
XBT GC2230T 2/10
XBT GC2230U 2/10
XBT GH2460 1/60
XBT GH2460B 1/60
XBT GK2120 1/60, 2/23
XBT GK2330 1/60, 2/23
XBT GK5330 1/60, 2/23
XBT GT1105 1/59
XBT GT1135 1/59
XBT GT1335 1/59
XBT GT2110 1/59, 2/22
XBT GT2120 1/59, 2/22
XBT GT2130 1/59, 2/22
XBT GT2220 1/59, 2/22
XBT GT2330 1/59, 2/22
XBT GT2430 1/59, 2/22
XBT GT2930 1/59, 2/22
XBT GT4230 1/59, 2/22
XBT GT4330 1/59, 2/22
XBT GT4340 1/59, 2/22
XBT GT5230 1/59, 2/22
XBT GT5330 1/59, 2/22
XBT GT5340 1/59, 2/22
XBT GT 5430 1/59, 2/22
XBT GT6330 1/59, 2/22
XBT GT6340 1/59, 2/22
XBT GT7340 1/59, 2/22
XBT GTW652 1/61
XBT N200 1/18
XBT N4●● 1/18
XBT NU400 1/18
XBT R400 1/19
XBT R41● 1/19
XBT RT50● 1/22
XBT Z908 1/21, 1/27, 1/69
XBT Z915 1/20, 1/24, 1/65
SR2 CBL 06 1/20
XBT Z918 1/20, 1/25, 1/66
XBT Z925 1/24
XBT Z926 1/20, 1/24
XBT Z938 1/20, 1/21, 1/25, 1/26, 1/27, 1/66
XBT Z945 1/24
XBT Z968 1/20, 1/21, 1/25, 1/27, 1/66
XBT Z980 1/26, 1/67
XBT Z988 1/20, 1/25, 1/66
XBT Z3002 1/24, 1/63
XBT Z3004 1/24
XBT Z9008 1/66, 1/69
XBT Z9018 1/66, 1/69
XBT Z9680 1/20, 1/25
XBT Z9681 1/20, 1/21, 1/25, 1/27, 1/66
XBT Z9686 1/27
XBT Z9687 1/27
XBT Z9688 1/27
XBT Z9710 1/20, 1/25, 1/66
XBT Z9711 1/20, 1/25, 1/66
XBT Z9715 1/26, 1/66
XBT Z9720 1/21, 1/26
XBT Z9721 1/21, 1/26
XBT Z9730 1/21, 1/26, 1/68
XBT Z9731 1/21, 1/26, 1/68
XBT Z9732 1/21, 1/26, 1/68
XBT Z9733 1/26, 1/68
XBT Z9734 1/26, 1/68
XBT Z9740 1/21, 1/26, 1/67
XBT Z9743 1/26, 1/67
XBT Z9780 1/25, 1/27, 1/66, 1/69
XBT Z9782 1/25, 1/66
XBT Z9980 1/25, 1/26, 1/27, 1/66, 1/69
XBT Z9982 1/25, 1/66
XBT ZG5H 1/64
XBT ZG4● 1/64
XBT ZG45B 1/64
XBT ZG5● 1/64, 2/10
XBT ZG6● 1/62, 2/10
XBT ZG7● 1/62
XBT ZG9●9 1/65, 1/67, 1/68
XBT ZG 935 1/24, 1/65, 2/10
XBT ZG9292 1/68
XBT ZG9721 1/26, 1/68
XBT ZG9722 1/68
XBT ZG 9731 1/67, 1/68
XBT ZG9740 1/67
XBT ZG977● 1/67
XBT ZG ABE● 2/16
XBT ZGADT 1/63, 3/8
XBT ZGAUX 1/64
XBT ZGCCAN 2/10
XBT ZGCHOK 2/10
XBT ZGCLP● 1/64, 2/10
XBT ZGCNC 1/64
XBT ZGCO● 1/63
XBT ZG DIO● 2/10
XBT ZGDVN 1/70
XBT ZGESGD 1/64
XBT ZG FIX 1/64, 2/10
XBT ZGHCAP 1/63
XBT ZGHL● 1/60
XBT ZGHL●● 1/60
XBT ZGHSTP 1/64
XBT ZGI232 1/65
XBT ZGI485 1/65
XBT ZGJBOX 1/60
XBT ZGM128 1/62
XBT ZGM256 1/62
XBT ZGNSTP 1/63
XBT ZGPDP 1/70
XBT ZGPEN 1/64
XBT ZG PWS1 1/24, 1/64, 2/10
XBT ZGPWS2 1/64
XBT ZGUMP 1/70
XBT ZG USB 1/24, 1/63, 2/10
XBT ZGUSBB 1/63, 2/10
XBT ZGWMKT 1/63
XBT ZN0● 1/18
XBT ZN999 1/18
XBT ZNCO 1/18
XBT ZR0● 1/19, 1/23
XBT ZRCO 1/19, 1/23
XBT ZRT 999 1/23, 1/24
XBT ZRT PW 1/24
XVGU3SHAV 1/78, 1/79
XVGU3SWV 1/78, 1/79

Z

ZB5AZ901 1/11
ZB5AZ905 1/11

5

Schneider Electric Industries SAS

Head Office
35, rue Joseph Monier
F-92500 Rueil-Malmaison
France

www.schneider-electric.com

The information provided in this documentation contains general descriptions and/or technical characteristics of the performance of the products contained herein. This documentation is not intended as a substitute for and is not to be used for determining suitability or reliability of these products for specific user applications. It is the duty of any such user or integrator to perform the appropriate and complete risk analysis, evaluation and testing of the products with respect to the relevant specific application or use thereof. Neither Schneider Electric nor any of its affiliates or subsidiaries shall be responsible or liable for misuse of the information contained herein.

Design: Schneider Electric
Photos: Schneider Electric
Printed by:

MKTED2121101EN

ART. 838916

October 2012