



Pushbuttons, spring return								
Type of head			Circular bezel					
Degree of protection			IP 66 / Nema 4X, 13 / Class II					
Mounting (mm)		panel cut-out	Ø 22.5 (22.4 ^{+0.4} ₀ recommended)					
		mounting centres	30 (horizontal) x 40 (vertical)					
Depth (mm)		below head	43					
Connection (1)			Screw clamp terminals					
Type of push			Flush			Flush, booted		
Unmarked		Products	Complete	For user assembly		Complete	For user assembly	
References		black ● NO	XB5AA21	ZB5AZ101	ZB5AA2	XB5AP21	ZB5AZ101	ZB5AP2
		green ● NO	XB5AA31	ZB5AZ101	ZB5AA3	XB5AP31	ZB5AZ101	ZB5AP3
		red ● NC	XB5AA42	ZB5AZ102	ZB5AA4	XB5AP42	ZB5AZ102	ZB5AP4
		yellow ● NO	XB5AA51	ZB5AZ101	ZB5AA5	XB5AP51	ZB5AZ101	ZB5AP5
		blue ● NO	XB5AA61	ZB5AZ101	ZB5AA6	XB5AP61	ZB5AZ101	ZB5AP6
Type of push			Flush					
With international marking		Products	Complete	For user assembly		Complete	For user assembly	
References		green ⓘ NO	XB5AA3311	ZB5AZ101	ZB5AA331	–	–	–
		red ⓘ NC	XB5AA4322	ZB5AZ102	ZB5AA432	–	–	–
		white ⓘ NO	XB5AA3341	ZB5AZ101	ZB5AA334	–	–	–
		black ⓘ NO	XB5AA3351	ZB5AZ101	ZB5AA335	–	–	–
Type of push			Projecting			Mushroom head, Ø 40 mm		
Unmarked		Products	Complete	For user assembly		Complete	For user assembly	
References		black ● NO	–	–	–	XB5AC21	ZB5AZ101	ZB5AC2
		red ● NC	XB5AL42	ZB5AZ102	ZB5AL4	–	–	–
Type of push			Double-headed pushbuttons			Triple-headed pushbuttons		
Degree of protection			IP 66 - IP 69K			IP 66 - IP 69K		
With international marking		Products	Complete (A)	For user assembly		Complete (B)	For user assembly	
References		(A) NO + NC	XB5AL73415	ZB5AZ105	ZB5AL7341	–	–	–
		(B) NO + NC + NO	–	–	–	XB5AA711237	ZB5AZ103 + ZBE102	ZB5AA71123

(1) Alternative connections: plug-in connector, Faston connectors (6.35 and 2 x 2.8).



Ø 40 mm mushroom head Emergency stop pushbuttons (2)								
			Trigger action (EN/ISO 13850)					
Type of push			Push-pull NO + NC					
Unmarked		Products	Complete	For user assembly				
References		red ● NO + NC	XB5AT845	ZB5AZ105	ZB5AT84			
Type of push			Turn to release NO + NC					
References		red ● NO + NC	XB5AS8445	ZB5AZ105	ZB5AS844			
Type of push			Key release NO + NC					
References		red ● NO + NC	XB5AS9445	ZB5AZ105	ZB5AS944			

(2) Emergency stop trigger action and mechanical latching pushbuttons conform to standards EN/IEC 60204-1 and EN/ISO 13850: to Machinery Directive 2006/42/EC and to standard EN/IEC 60947-5-5. Please consult your Regional Sales Office for a full explanation of these standards and directives.

Contact functions



Selector switches and key switches						
Type of head		Circular bezel				
Degree of protection		IP 66 / Nema 4X, 13 / Class II				
Mounting (mm)		panel cut-out mounting centres 30 (horizontal) x 40 (vertical)				
Depth (mm)		43				
Connection (1)		Screw clamp terminals				
Type of operator		Handle				
Products		Complete	For user assembly		Complete	For user assembly
Number and type of positions		2 positions stay put		2 positions stay put		2 positions spring return to left
References		black ● NO XB5AD21		ZB5AZ101 ZB5AD2		XB5AD41 ZB5AZ101 ZB5AD4
Number and type of positions		3 positions stay put		3 positions stay put		3 positions spring return to centre
References		black ● NO + NO XB5AD33		ZB5AZ103 ZB5AD3		XB5AD53 ZB5AZ103 ZB5AD5
Type of operator		Key, n° 455				
Number and type of positions (2)		2 positions stay put		2 positions stay put		2 positions stay put
References		black ● NO XB5AG21		ZB5AZ101 ZB5AG2		XB5AG41 ZB5AZ101 ZB5AG4








(2) The symbol indicates key withdrawal position.

Pushbuttons, switches and pilot lights Ø 22 with plastic bezel

Light functions









Pilot lights





Type of head		Circular bezel Smooth lens cap				
Degree of protection		IP 66 / Nema 4X, 13 / Class II				
Mounting (mm)	panel cut-out mounting centres	Ø 22.5 (22.4 ^{+0.4} ₀ recommended)				
Depth	below head	30 (horizontal) x 40 (vertical)				
Connection (1)		Screw clamp terminals				
Light source		Integral LED			Direct supply for BA 9s bulb (not included)	
	Products	Complete			Complete	For user assembly 
Supply voltage		24 V AC/DC	110...120 V AC	230...240 V AC	250 V max., 2.4 W max.	
References	white 	XB5AVB1	XB5AVG1	XB5AVM1	XB5AV61	ZB5AV6 ZB5AV01
	green 	XB5AVB3	XB5AVG3	XB5AVM3	XB5AV63	ZB5AV6 ZB5AV03
	red 	XB5AVB4	XB5AVG4	XB5AVM4	XB5AV64	ZB5AV6 ZB5AV04
	orange 	XB5AVB5	XB5AVG5	XB5AVM5	XB5AV65	ZB5AV6 ZB5AV05
	blue 	XB5AVB6	XB5AVG6	XB5AVM6	–	–



Illuminated pushbuttons and selector switches

Type		Flush push, spring return, illuminated pushbuttons				
Light source		Integral LED			Direct supply for BA 9s bulb (not included)	
	Products	Complete			Complete	For user assembly 
Supply voltage		24 V AC/DC	110...120 V AC	230...240 V AC	250 V max., 2.4 W max.	
References	white  NO + NC	XB5AW31B5	XB5AW31G5	XB5AW31M5	XB5AW3165	ZB5AW065 ZB5AW31
	green  NO + NC	XB5AW33B5	XB5AW33G5	XB5AW33M5	XB5AW3365	ZB5AW065 ZB5AW33
	red  NO + NC	XB5AW34B5	XB5AW34G5	XB5AW34M5	XB5AW3465	ZB5AW065 ZB5AW34
	orange  NO + NC	XB5AW35B5	XB5AW35G5	XB5AW35M5	XB5AW3565	ZB5AW065 ZB5AW35
	blue  NO + NC	XB5AW36B5	XB5AW36G5	XB5AW36M5	–	–



Type		Double-headed pushbuttons with LED pilot light (1 flush green push, 1 projecting red push)			Illuminated selector switches (2 position stay put)		
Degree of protection		IP 66 - IP 69K			IP 66		
Light source		Integral LED			Integral LED		
	Products	Complete			Complete		
Supply voltage		24 V AC/DC	110...120 V AC	230...240 V AC	24 V AC/DC	110...120 V AC	230...240 V AC
References	green  NO + NC	–	–	–	XB5AK123B5	XB5AK123G5	XB5AK123M5
	red  NO + NC	–	–	–	XB5AK124B5	XB5AK124G5	XB5AK124M5
	orange  NO + NC	–	–	–	XB5AK125B5	XB5AK125G5	XB5AK125M5
	white  NO + NC	XB5AW73731B5	XB5AW73731G5	XB5AW73731M5	–	–	–

(1) Alternative connections: plug-in connector, Faston connectors (6.35 and 2 x 2.8), spring clamp terminal.

Separate components and accessories: see previous page.